

CABONNE HOME SUPPORT REFURBISHMENT

70 GASKILL STREET, CANOWINDRA, NSW 2804

TENDER ISSUE

DRAWING SCHEDULE

DRAWING NO.	DRAWING NAME	REV
CC00	COVER	6
CC01	NOTES	1
CC02	SITE PLAN	6
CC05	EXISTING GROUND FLOOR PLAN	6
CC06	EXISTING ROOF PLAN	4
CC08	DEMOLITION PLAN - GROUND FLOOR	5
CC09	DEMOLITION PLAN - ROOF	4
CC10	PROPOSED GROUND FLOOR PLAN	7
CC11	PROPOSED GROUND FLOOR - REAR YARD	6
CC12	PROPOSED ROOF PLAN	6
CC13	WALL TYPE PLAN	2
CC14	CONCRETE PROFILE PLAN	2
CC15	REFLECTED CEILING PLAN	2
CC16	ELECTRICAL, DATA AND COMMS	2
CC20	ELEVATIONS SHEET 1	4
CC21	ELEVATIONS SHEET 2	4
CC25	SECTIONS SHEET 1	4
CC26	SECTIONS SHEET 2	4
CC30	DETAIL SECTION 1	2
CC31	DETAIL SECTION 2	2
CC32	DETAIL SECTION 3	2
CC40	FOYER DETAILS	2
CC41	RAMP AND STAIR DETAILS SHEET 1	2
CC42	LIBRARY CEILING DETAILS	2
CC45	REAR YARD DETAILS	1
CC50	LIBRARY JOINERY DETAILS	1
CC52	LIBRARY STAFF KITCHENETTE	1
CC55	CHS RECEPTION DETAILS	1
CC56	CHS STAFF KITCHENETTE	1
CC60	BATHROOM DETAILS SHEET 1	1
CC61	BATHROOM DETAILS SHEET 2	1
CC90	WINDOW SCHEDULE	3
CC91	SKYLIGHT SCHEDULE	1
CC95	3D IMAGES	3

NOT FOR CONSTRUCTION

<small>ALL DIMENSIONS GIVEN ARE IN MILLIMETRES (UNLESS SHOWN OTHERWISE) & ARE TO BE CHECKED AND VERIFIED PRIOR TO CONSTRUCTION. DO NOT SCALE DRAWINGS FOR DIMENSIONS. DIMENSIONS WITH ASTERISKS ARE APPROXIMATE ONLY AND ARE TO BE CHECKED AND VERIFIED ON SITE PRIOR TO CONSTRUCTION.</small> <small>ALL WORK SHOWN ON THE DRAWINGS COMPRISING THE SET SHALL COMPLY WITH THE BUILDING CODE OF AUSTRALIA & THE REQUIREMENTS OF RELEVANT AUTHORITIES & THEIR CONDITIONS OF CONSENT.</small> <small>ALL WORKMANSHIP & MATERIALS SHALL COMPLY WITH THE REQUIREMENTS OF THE RELEVANT AUSTRALIAN STANDARDS.</small> <small>THIS DRAWING TO BE READ IN CONJUNCTION WITH ALL OTHER DRAWINGS & DOCUMENTATION COMPRISING THE SET INCLUDING THE SPECIFICATION AND OTHER CONSULTANT'S DRAWINGS (WHERE SUPPLIED).</small>	<table border="1"> <thead> <tr> <th>REV</th> <th>DATE</th> <th>DESCRIPTION</th> </tr> </thead> <tbody> <tr><td>1</td><td>06.03.23</td><td>Concept Design</td></tr> <tr><td>2</td><td>24.10.23</td><td>For Information</td></tr> <tr><td>3</td><td>21.03.24</td><td>Draft DA</td></tr> <tr><td>4</td><td>18.04.24</td><td>DA Issue</td></tr> <tr><td>5</td><td>26.08.24</td><td>Coordination Issue</td></tr> <tr><td>6</td><td>29.11.24</td><td>Tender Issue</td></tr> </tbody> </table>	REV	DATE	DESCRIPTION	1	06.03.23	Concept Design	2	24.10.23	For Information	3	21.03.24	Draft DA	4	18.04.24	DA Issue	5	26.08.24	Coordination Issue	6	29.11.24	Tender Issue	<small>CLIENT/PROJECT</small> CABONNE HOME SUPPORT REFURBISHMENT 70 GASKILL STREET, CANOWINDRA, NSW 2804	<small>DRAWING TITLE</small> COVER
	REV	DATE	DESCRIPTION																					
	1	06.03.23	Concept Design																					
	2	24.10.23	For Information																					
	3	21.03.24	Draft DA																					
	4	18.04.24	DA Issue																					
	5	26.08.24	Coordination Issue																					
6	29.11.24	Tender Issue																						
<small>DESIGN</small> P J L	<small>SCALE</small> @ A1	<small>PROJECT</small> 341608-1	<small>REVISION</small> 6																					



GENERAL NOTES

1. READ ALL ARCHITECTURAL DRAWINGS IN CONJUNCTION WITH NOTES, SCHEDULES & ARCHITECTURAL SPECIFICATION. VERIFY ANY DIMENSIONS BEFORE ANY WORK COMMENCES;
2. READ ARCHITECTURAL DRAWINGS IN CONJUNCTION WITH ALL ENGINEER, CONSULTANT AND SURVEY DOCUMENTATION;
3. ALL NEW WORKS TO COMPLY WITH NCC, RELEVANT AUSTRALIAN STANDARDS AND LOCAL AUTHORITY REGULATIONS;
4. CONCRETE SLAB STRUCTURE INCLUDING FOUNDING DEPTH, BLINDING SIZES, EDGE BEAMS & THICKNESS ARE SHOWN INDICATIVE ONLY AND SHOULD BE CONFIRMED BY THE GEOTECHNICAL REPORT AND STRUCTURAL DOCUMENTATION.
5. NON-SLIP FINISHES TO ALL STEPS, RAMPS AND LANDINGS TO NCC & AUS. STDS;
6. CONTRACTOR TO PROVIDE TERMITE TREATMENT TO COMPLY WITH AS 3660 & NCC;
7. SHOP DRAWINGS TO BE SUBMITTED TO ARCHITECT / CONSULTANTS / SUPERINTENDENT FOR APPROVAL PRIOR TO ANY WORK COMMENCING;
8. ALL INTERNAL PARTITION SETOUTS ARE DIMENSIONED TO THE FACE OF THE STRUCTURE IE; STUD, BLOCK, CONCRETE, ALUMINIUM FRAME;
9. ALL TIMBER FRAMING TO BE IN ACCORDANCE WITH AS1684. TIMBER STUD SIZES NOMINATED IN THE WALL TYPES SCHEDULE AND PLANS ARE INDICATIVE ONLY AND ARE TO CONFIRMED BY THE STRUCTURAL ENGINEER AND CONTRACTOR;
10. PROVIDE MIN. 9mm VILLABOARD FC OR WET AREA PLASTERBOARD LINING TO ANY WALLS IN WET AREAS TO REQS. OF AS3740. ENSURE TILE THICKNESS SUITS SUBSTRATE, REFER TO MANUFACTURER'S DETAILS;
11. MANUALS, MAINTENANCE INFORMATION AND WARRANTIES OF ALL NEW FITTINGS, FIXTURES, AND MATERIALS TO BE SUPPLIED TO OWNER BY CONTRACTOR;
12. ALL FITTINGS, FIXTURES AND MATERIALS TO BE INSTALLED TO MANUFACTURER'S INSTRUCTIONS AND RELEVANT AUS. STDS;
13. ALL MASONRY WORKS TO AS 3700;
14. PROVIDE STRUCTURAL LINTELS TO NEW WINDOW AND DOOR OPENINGS TO MANUFACTURERS / ENGINEERS SPECS;
15. PROVIDE ALL THE NECESSARY NOGGINS AND SUBSTRUCTURE IN FRAMED WALLS TO SUPPORT FITTINGS, FIXTURES AND APPLIANCES. CONTRACTOR TO CONFIRM LOCATIONS WITH OWNERS;
16. MECHANICAL VENTILATION TO COMPLY WITH AS1668 AND AS3666 & BASIX REQS;
17. LIGHT SWITCHES AND DOOR FURNITURE TO BE LOCATED AT 1050mm UNLESS NOTED OTHERWISE AND GPO AND DATA OUTLETS TO BE LOCATED 300mm AFFL UNO;
18. ALL WATERPROOFING OF WET AREAS TO AS 3740 & NCC; ALL WORKS TO BE IN ACCORDANCE WITH AS 3959 CONSTRUCTION OF BUILDINGS IN BUSHFIRE PRONE AREAS;
19. WALL, CEILING AND FLOORING MATERIALS TO COMPLY WITH NCC C1.10 FIRE HAZARD PROPERTIES INCLUDING CRITICAL RADIANT FLUX (CRF IN KW/M2)

REFER ALSO TO SCOPE OF WORKS AND FINISHES, FIXTURES AND EQUIPMENT SCHEDULE.

SECTION J NOTES

TO BE READ IN CONJUNCTION WITH SECTION J REPORT PREPARED BY KIHU BUILDING CONSULTING.
COMPLIANCE REQUIREMENT S TO APPLY ONLY TO THE MAIN BUILDING (NOT THE UNCONDITIONED STORAGE ROOMS OR THE EXTERNAL COOLROOM).

COMPLIANCE TO BE MET BY THE FOLLOWING:

PART J2D2
PERFORMANCE REQUIREMENT J1P1 IS SATISFIED BY COMPLYING WITH PARTS J4, J5, J6, J7, J8 AND J9.

PART J4D3
WHERE REQUIRED, INSULATION MUST COMPLY WITH AS/NZS 4859.1 AND BE INSTALLED SO THAT IT ABUTS OR OVERLAPS ADJOINING INSULATION AND FORMS A CONTINUOUS BARRIER WITH CEILINGS, WALLS, BULKHEADS, FLOORS OR THE LIKE.

PART J4D4
EXISTING ROOF INSTALLATION WILL COMPLY WITH SECTION J. INSTALLATION OF MIN R3.5 BULK INSULATION ABOVE CEILINGS.

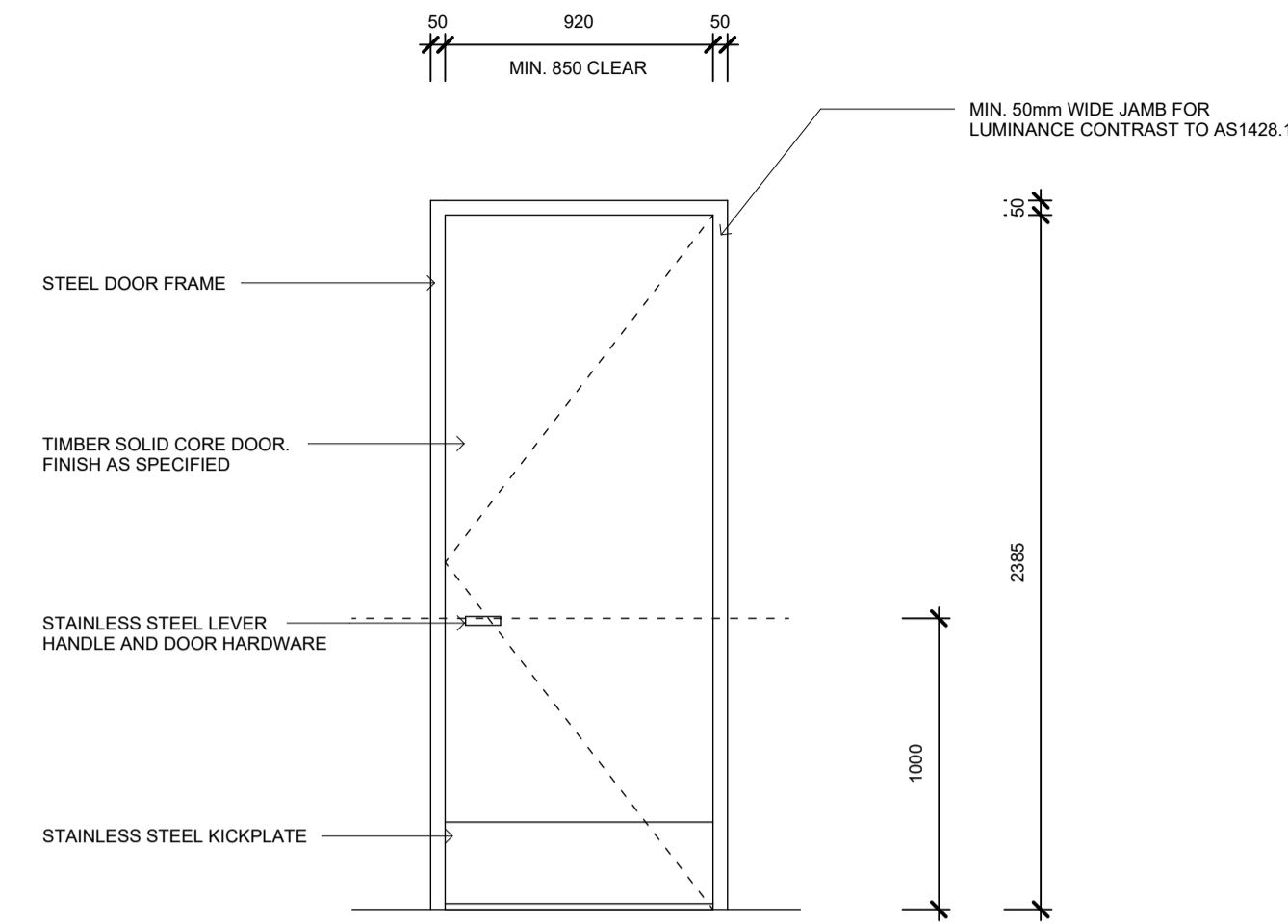
PART J2D5
THE ROOF LIGHTS ARE TO COMPLY WITH THE FOLLOWING MAXIMUM AREAS AND THERMAL PROPERTIES:
• A MAXIMUM OF NO MORE THAN 5% OF THE FLOOR AREA OF THE ROOM BEING SERVED; AND
• U=3.9 (OR LESSER VALUE) & SHGC=0.29 (OR LESSER VALUE)

PART J2D2
EXTERNAL WALLS
EXISTING MASONRY WALLS :
• INSTALLATION OF R2.5 BULK INSULATION WITHIN A MINIMUM 90MM FRAMED WALL WITH AN AIR GAP TO THE EXTERNAL BRICKWORK.
NOTE: EXTERNAL WALL INSULATION ON THE WEST FAÇADE IS TO EXTEND TO THE UNDERSIDE OF THE ROOF SHEETING.

WINDOWS / GLASS DOORS:
EAST FAÇADE:
TOTAL U VALUE (NFRC) = 3.5 (U VALUES LESS THAN THIS VALUE ARE SATISFACTORY)
TOTAL SHGC VALUE (NFRC) = 0.40 (SHGC VALUES LESS THAN THIS VALUE ARE SATISFACTORY)
WEST FAÇADE (NEW GLAZING ONLY):
TOTAL U VALUE (NFRC) = 5.8 (U VALUES LESS THAN THIS VALUE ARE SATISFACTORY)
TOTAL SHGC VALUE (NFRC) = 0.60 (SHGC VALUES LESS THAN THIS VALUE ARE SATISFACTORY)

PART J5D5
THE FOLLOWING DRAUGHT SEALING IS REQUIRED:
• A FOAM SEAL AROUND THE PERIMETER OF THE FRAME AND A DRAUGHT STOPPER ALONG THE BOTTOM EDGE OF EXTERNAL DOORS
• EXTERNAL DOORS TO BE FITTED WITH A SELF-CLOSER.
• WINDOWS TO BE FITTED WITH WEATHER SEALS.

REFER TO SECTION J REPORT FOR FULL REQUIREMENTS



DOOR TYPE 01

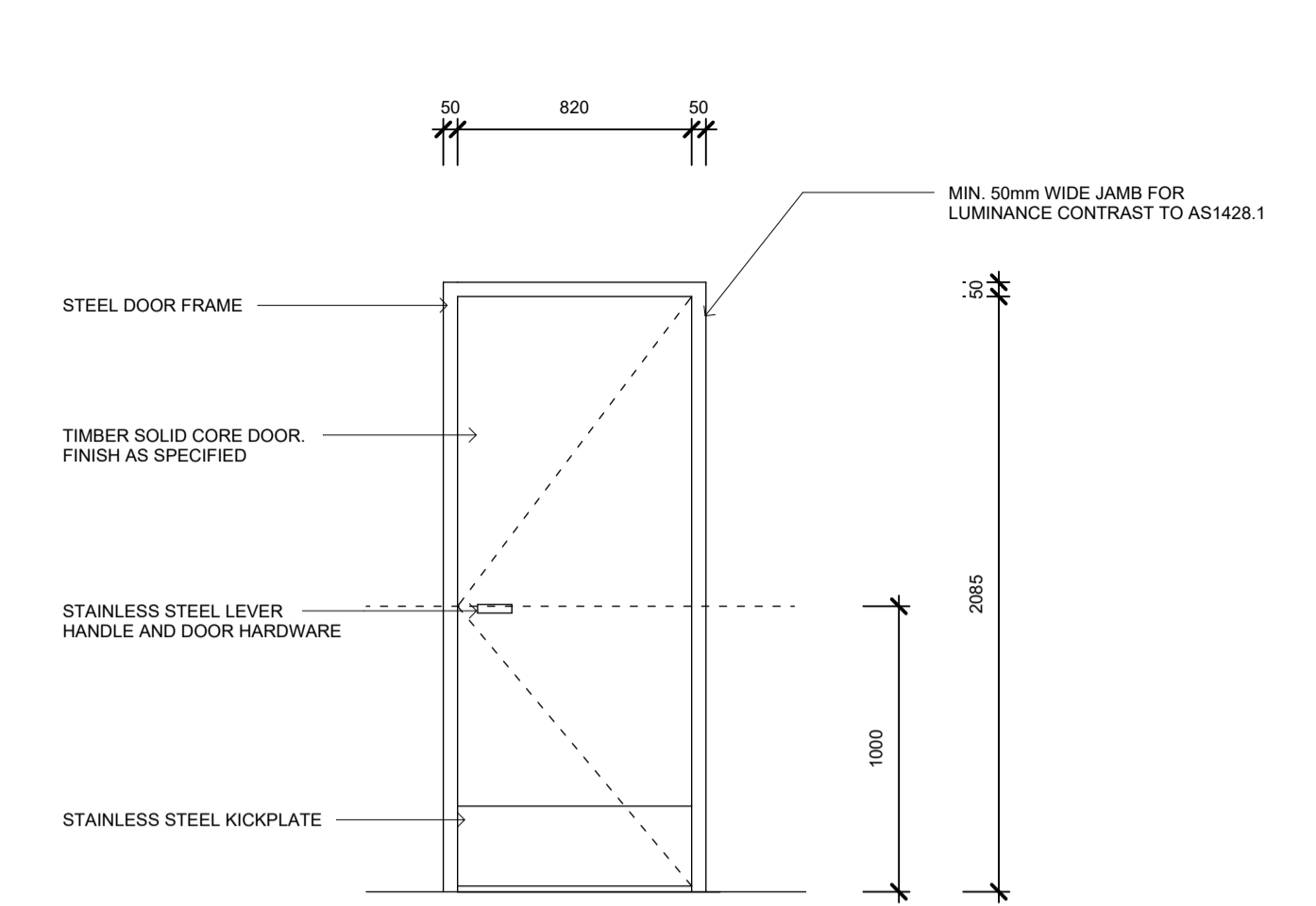
DOOR HARDWARE SUPPLY AND INSTALLATION TO COMPLY WITH AS1428.1

DOOR TYPE SCHEDULE

DT1
MODEL: ALUMINIUM OR STEEL FRAMED HINGED DOOR.
MANUFACTURER: NORTH EASTERN DOORS & FRAMES OR EQ.
REQUIREMENTS: CLEAR OPENING MIN 850mm & MIN. 30% LUMINANCE CONTRAST BETWEEN DOOR LEAF & DOOR FRAME TO AS1428.1

DOOR HARDWARE

REFER TO SCOPE OF WORKS DOCUMENT (DOOR HARDWARE SCHEDULE) FOR DETAILS OF HARDWARE SPECIFICATION.



DOOR TYPE 02

DOOR HARDWARE SUPPLY AND INSTALLATION TO COMPLY WITH AS1428.1

DOOR TYPE SCHEDULE

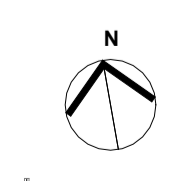
DT2
MODEL: ALUMINIUM OR STEEL FRAMED HINGED DOOR.
MANUFACTURER: NORTH EASTERN DOORS & FRAMES OR EQ.
REQUIREMENTS: CLEAR OPENING MIN 850mm & MIN. 30% LUMINANCE CONTRAST BETWEEN DOOR LEAF & DOOR FRAME TO AS1428.1

DOOR HARDWARE

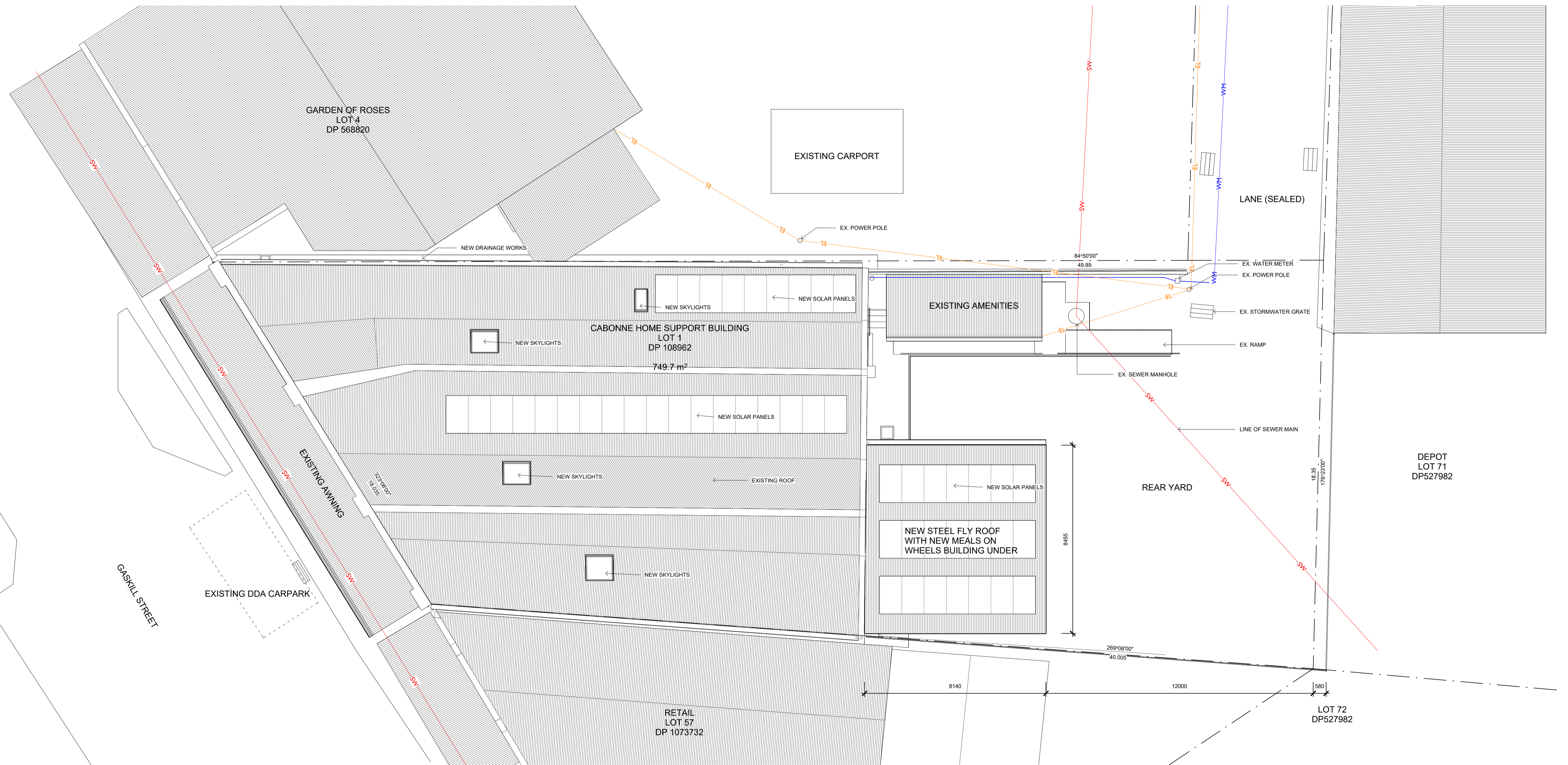
REFER TO SCOPE OF WORKS DOCUMENT (DOOR HARDWARE SCHEDULE) FOR DETAILS OF HARDWARE SPECIFICATION.

NOT FOR CONSTRUCTION

<small>ALL DIMENSIONS GIVEN ARE IN MILLIMETRES (UNLESS SHOWN OTHERWISE) & ARE TO BE CHECKED AND VERIFIED PRIOR TO CONSTRUCTION. DO NOT SCALE DRAWINGS FOR DIMENSIONS. DIMENSIONS WITH ASTERISKS ARE APPROXIMATE ONLY AND ARE TO BE CHECKED AND VERIFIED ON SITE PRIOR TO CONSTRUCTION.</small> <small>ALL WORK SHOWN ON THE DRAWINGS COMPRISING THE SET SHALL COMPLY WITH THE BUILDING CODE OF AUSTRALIA & THE REQUIREMENTS OF RELEVANT AUTHORITIES & THEIR CONDITIONS OF CONSENT.</small> <small>ALL WORKMANSHIP & MATERIALS SHALL COMPLY WITH THE REQUIREMENTS OF THE RELEVANT AUSTRALIAN STANDARDS.</small> <small>THIS DRAWING TO BE READ IN CONJUNCTION WITH ALL OTHER DRAWINGS & DOCUMENTATION COMPRISING THE SET INCLUDING THE SPECIFICATION AND OTHER CONSULTANT'S DRAWINGS (WHERE SUPPLIED).</small>	<table border="1"> <thead> <tr> <th>REV</th> <th>DATE</th> <th>DESCRIPTION</th> </tr> </thead> <tbody> <tr> <td>1</td> <td>29.11.24</td> <td>Tender Issue</td> </tr> <tr> <td> </td> <td> </td> <td> </td> </tr> <tr> <td> </td> <td> </td> <td> </td> </tr> <tr> <td> </td> <td> </td> <td> </td> </tr> <tr> <td> </td> <td> </td> <td> </td> </tr> <tr> <td> </td> <td> </td> <td> </td> </tr> </tbody> </table>	REV	DATE	DESCRIPTION	1	29.11.24	Tender Issue																CLIENT/PROJECT CABONNE HOME SUPPORT REFURBISHMENT 70 GASKILL STREET, CANOWINDRA, NSW 2804 DESIGN PJL SCALE 1:25 @ A1 PROJECT 341608-1	DRAWING TITLE NOTES REVISION 1
	REV	DATE	DESCRIPTION																					
1	29.11.24	Tender Issue																						
		SHEET CC01																						



SHEET
CC01



NOT FOR CONSTRUCTION

MATERIALS	SC STEEL COLUMN	FCL FINISHED CEILING LEVEL ABOVE
AL ALUMINIUM	TIL TILE	FFL FINISHED FLOOR LEVEL
BK BRICK	TS TIMBER SCREEN	(N) NEW
CONC CONCRETE	TVV TIMBER V-JOINT	RL RELATIVE LEVEL
CPT CARPET	WPM WATERPROOF MEMBRANE	SKL SKYLIGHT
CFC COMPRESSED FIBRE CEMENT		SRL STRUCTURAL REDUCED LEVEL
CLD CLADDING	MISCELLANEOUS	SWO STORMWATER OUTLET
FC FIBRE CEMENT SHEETING	AHD AUSTRALIAN HEIGHT DATUM	TME TO MATCH EXISTING
G GLASS	AH ACCESS HATCH	TOW TOP OF WALL
MS MILD STEEL	CPD CLIPBOARD	UNO UNLESS NOTED OTHERWISE
MDF MEDIUM DENSITY FIBREBOARD	DP DOWNPIPE	VOS VERIFY ON SITE
PF PAINT FINISH	(E) EXISTING	
PBD PLASTERBOARD	EJ EXPANSION JOINT	
RF ROOF SHEETING	F FIXED	

DRAFT

ALL DIMENSIONS GIVEN ARE IN MILLIMETRES (UNLESS SHOWN OTHERWISE) & ARE TO BE CHECKED AND VERIFIED PRIOR TO CONSTRUCTION. DO NOT SCALE DRAWINGS FOR DIMENSIONS. DIMENSIONS WITH ASTERISKS ARE APPROXIMATE ONLY AND ARE TO BE CHECKED AND VERIFIED ON SITE PRIOR TO CONSTRUCTION.

ALL WORK SHOWN ON THE DRAWINGS COMPRISING THE SET SHALL COMPLY WITH THE BUILDING CODE OF AUSTRALIA & THE REQUIREMENTS OF RELEVANT AUTHORITIES & THEIR CONDITIONS OF CONSENT.

ALL WORKMANSHIP & MATERIALS SHALL COMPLY WITH THE REQUIREMENTS OF THE RELEVANT AUSTRALIAN STANDARDS.

THIS DRAWING TO BE READ IN CONJUNCTION WITH ALL OTHER DRAWINGS & DOCUMENTATION COMPRISING THE SET INCLUDING THE SPECIFICATION AND OTHER CONSULTANT'S DRAWINGS (WHERE SUPPLIED).

REV	DATE	DESCRIPTION
1	06.03.23	Concept Design
2	24.10.23	For Information
3	21.03.24	Draft DA
4	18.04.24	DA Issue
5	26.08.24	Coordination Issue
6	29.11.24	Tender Issue

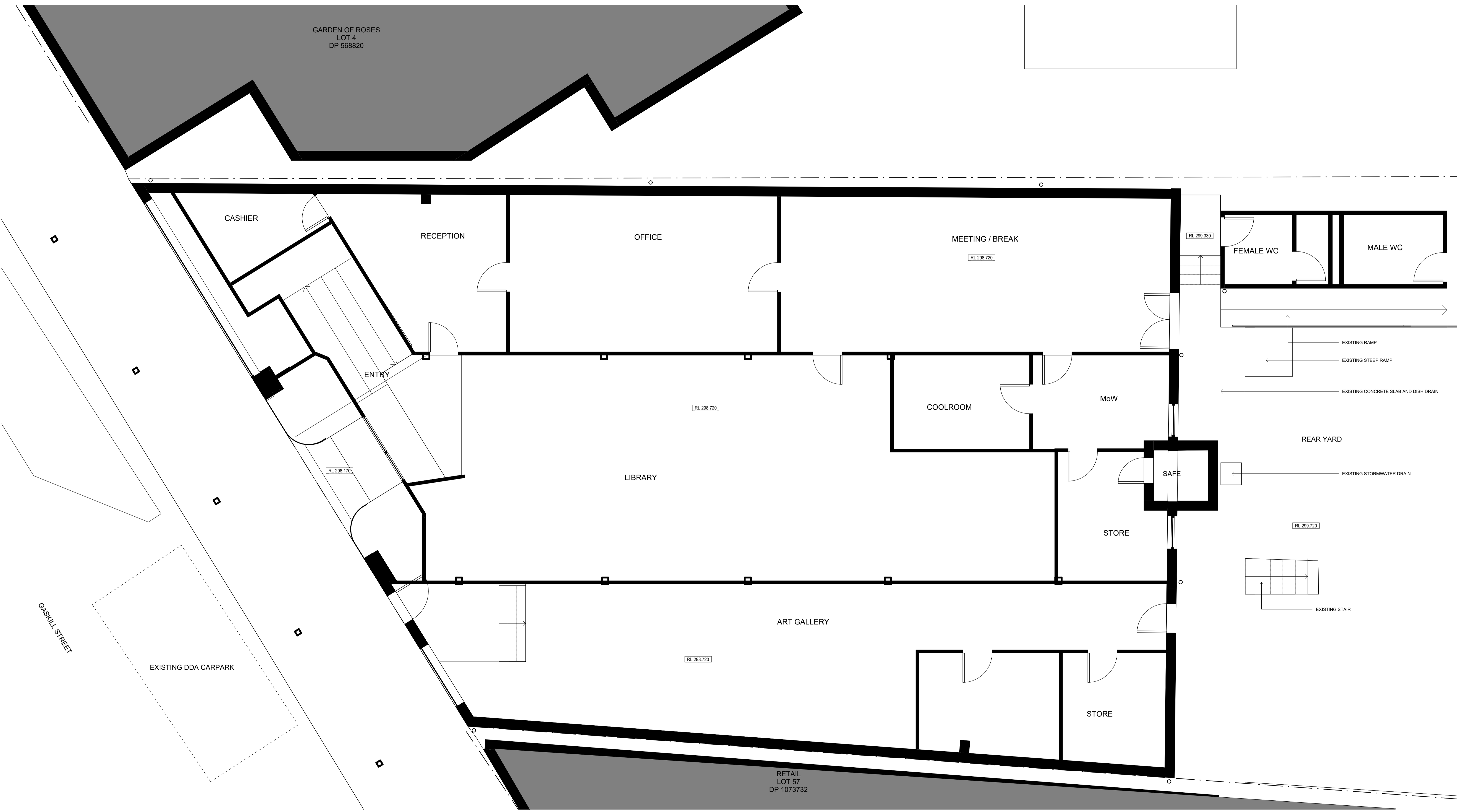
CLIENT/PROJECT
CABONNE HOME SUPPORT REFURBISHMENT
 70 GASKILL STREET, CANOWINDRA, NSW 2804

DRAWING TITLE
SITE PLAN

DESIGN **PJL** SCALE 1:100@A1 PROJECT **341608-1** REVISION **6**



GARDEN OF ROSES
LOT 4
DP 568820



NOT FOR CONSTRUCTION

MATERIALS	SC STEEL COLUMN	FCL FINISHED CEILING LEVEL ABOVE
AL ALUMINIUM	TIL TILE	FFL FINISHED FLOOR LEVEL
BK BRICK	TS TIMBER SCREEN	(N) NEW
CONC CONCRETE	TVV WATERPROOF MEMBRANE	RL RELATIVE LEVEL
CPT CARPET	WPM WATERPROOF MEMBRANE	SKL SKYLIGHT
CFC COMPRESSED FIBRE CEMENT		SRL STRUCTURAL REDUCED LEVEL
CLD CLADDING	MISCELLANEOUS	SWO STORMWATER OUTLET
FC FIBRE CEMENT SHEETING	AHD AUSTRALIAN HEIGHT DATUM	TME TO MATCH EXISTING
G GLASS	AH ACCESS HATCH	TOW TOP OF WALL
MS MILD STEEL	CPD CLIPBOARD	UNO UNLESS NOTED OTHERWISE
MDF MEDIUM DENSITY FIBREBOARD	DP DOWNPIPE	VOS VERIFY ON SITE
PF PAINT FINISH	(E) EXISTING	
PBD PLASTERBOARD	EJ EXPANSION JOINT	
RF ROOF SHEETING	F FIXED	

DRAFT

ALL DIMENSIONS GIVEN ARE IN MILLIMETRES (UNLESS SHOWN OTHERWISE) & ARE TO BE CHECKED AND VERIFIED PRIOR TO CONSTRUCTION. DO NOT SCALE DRAWINGS FOR DIMENSIONS. DIMENSIONS WITH ASTERISKS ARE APPROXIMATE ONLY AND ARE TO BE CHECKED AND VERIFIED ON SITE PRIOR TO CONSTRUCTION.

ALL WORK SHOWN ON THE DRAWINGS COMPRISING THE SET SHALL COMPLY WITH THE BUILDING CODE OF AUSTRALIA & THE REQUIREMENTS OF RELEVANT AUTHORITIES & THEIR CONDITIONS OF CONSENT.

ALL WORKMANSHIP & MATERIALS SHALL COMPLY WITH THE REQUIREMENTS OF THE RELEVANT AUSTRALIAN STANDARDS.

THIS DRAWING TO BE READ IN CONJUNCTION WITH ALL OTHER DRAWINGS & DOCUMENTATION COMPRISING THE SET INCLUDING THE SPECIFICATION AND OTHER CONSULTANT'S DRAWINGS (WHERE SUPPLIED).

REV	DATE	DESCRIPTION
1	10.07.23	QS Estimate
2	24.10.23	For Information
3	21.03.24	Draft DA
4	18.04.24	DA Issue
5	26.08.24	Coordination Issue
6	29.11.24	Tender Issue

CLIENT/PROJECT
**CABONNE HOME SUPPORT
REFURBISHMENT**
70 GASKILL STREET, CANOWINDRA, NSW
2804

DRAWING TITLE
**EXISTING GROUND
FLOOR PLAN**

DESIGN **PJL** SCALE 1:50 @ A1 PROJECT 341608-1 REVISION 6



SHEET
CC05

GARDEN OF ROSES
LOT 4
DP 568820



NOT FOR CONSTRUCTION

MATERIALS	SC STEEL COLUMN	FCL FINISHED CEILING LEVEL ABOVE
AL ALUMINIUM	TIL TILE	FFL FINISHED FLOOR LEVEL
BK BRICK	TS TIMBER SCREEN	(N) NEW
CONC CONCRETE	TVV WATERPROOF V-JOINT	RL RELATIVE LEVEL
CPT CARPET	WPM WATERPROOF MEMBRANE	SKL SKYLIGHT
CFC COMPRESSED FIBRE CEMENT		SRL STRUCTURAL REDUCED LEVEL
CLD CLADDING	MISCELLANEOUS	SWO STORMWATER OUTLET
FC FIBRE CEMENT SHEETING	AHD AUSTRALIAN HEIGHT DATUM	TME TO MATCH EXISTING
G GLASS	AH ACCESS HATCH	TOW TOP OF WALL
MS MILD STEEL	CPD CLIPBOARD	UNO UNLESS NOTED OTHERWISE
MDF MEDIUM DENSITY FIBREBOARD	DP DOWNPIPE	VOS VERIFY ON SITE
PF PAINT FINISH	(E) EXISTING	
PBD PLASTERBOARD	EJ EXPANSION JOINT	
RF ROOF SHEETING	F FIXED	

DRAFT

ALL DIMENSIONS GIVEN ARE IN MILLIMETRES (UNLESS SHOWN OTHERWISE) & ARE TO BE CHECKED AND VERIFIED PRIOR TO CONSTRUCTION. DO NOT SCALE DRAWINGS FOR DIMENSIONS. DIMENSIONS WITH ASTERISKS ARE APPROXIMATE ONLY AND ARE TO BE CHECKED AND VERIFIED ON SITE PRIOR TO CONSTRUCTION.

ALL WORK SHOWN ON THE DRAWINGS COMPRISING THE SET SHALL COMPLY WITH THE BUILDING CODE OF AUSTRALIA & THE REQUIREMENTS OF RELEVANT AUTHORITIES & THEIR CONDITIONS OF CONSENT.

ALL WORKMANSHIP & MATERIALS SHALL COMPLY WITH THE REQUIREMENTS OF THE RELEVANT AUSTRALIAN STANDARDS.

THIS DRAWING TO BE READ IN CONJUNCTION WITH ALL OTHER DRAWINGS & DOCUMENTATION COMPRISING THE SET INCLUDING THE SPECIFICATION AND OTHER CONSULTANT'S DRAWINGS (WHERE SUPPLIED).

REV	DATE	DESCRIPTION
1	21.03.24	Draft DA
2	18.04.24	DA Issue
3	26.08.24	Coordination Issue
4	29.11.24	Tender Issue

CLIENT/PROJECT
**CABONNE HOME SUPPORT
REFURBISHMENT**
70 GASKILL STREET, CANOWINDRA, NSW
2804

DESIGN **PJL**

DRAWING TITLE
EXISTING ROOF PLAN

PROJECT **341608-1**

REVISION **4**

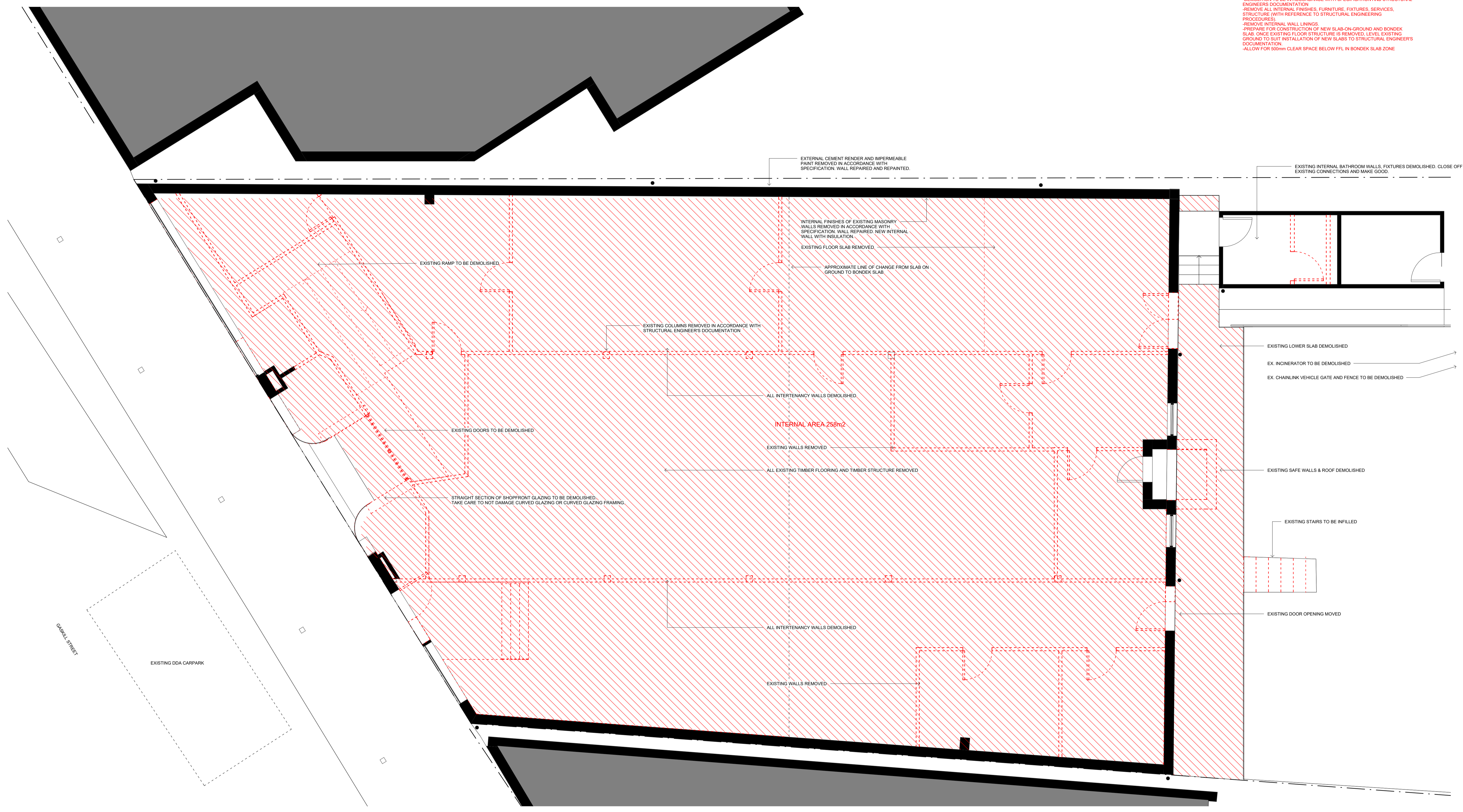


N

SHEET
CC06

GENERAL NOTES - DEMOLITION

- DEMOLITION TO BE IN ACCORDANCE WITH SPECIFICATION AND STRUCTURAL ENGINEER'S DOCUMENTATION
- REMOVE ALL INTERNAL FINISHES, FURNITURE, FIXTURES, SERVICES, STRUCTURE (WITH REFERENCE TO STRUCTURAL ENGINEERING PROCEDURES)
- REMOVE INTERNAL WALL LININGS
- PREPARE FOR CONSTRUCTION OF NEW SLAB-ON-GROUND AND BONDEK SLAB ONCE EXISTING FLOOR STRUCTURE IS REMOVED. LEVEL EXISTING GROUND TO SUIT INSTALLATION OF NEW SLABS TO STRUCTURAL ENGINEER'S DOCUMENTATION
- ALLOW FOR 500mm CLEAR SPACE BELOW FFL IN BONDEK SLAB ZONE



NOT FOR CONSTRUCTION

MATERIALS		MISCELLANEOUS		FINISHED CEILING LEVEL ABOVE	
AL	ALUMINIUM	AHD	AUSTRALIAN HEIGHT DATUM	FCL	FINISHED CEILING LEVEL ABOVE
BK	BRICK	AH	ACCESS HATCH	FFL	FINISHED FLOOR LEVEL
CONC	CONCRETE	CPD	CLIPBOARD	(N)	NEW
CPT	CARPET	DP	DOWNPIPE	RL	RELATIVE LEVEL
CFC	COMPRESSED FIBRE CEMENT	DP	DOWNPIPE	SKL	SKYLIGHT
CLD	CLADDING	(E)	EXISTING	SRL	STRUCTURAL REDUCED LEVEL
FC	FIBRE CEMENT SHEETING	(E)	EXISTING	SWO	STORMWATER OUTLET
G	GLASS	F	FIXED	TME	TO MATCH EXISTING
MS	MILD STEEL			TOW	TOP OF WALL
MDF	MEDIUM DENSITY FIBREBOARD			UNO	UNLESS NOTED OTHERWISE
PF	PAINT FINISH			VOS	VERIFY ON SITE
PBD	PLASTERBOARD				
RF	ROOF SHEETING				

DRAFT

ALL DIMENSIONS GIVEN ARE IN MILLIMETRES (UNLESS SHOWN OTHERWISE) & ARE TO BE CHECKED AND VERIFIED PRIOR TO CONSTRUCTION. DO NOT SCALE DRAWINGS FOR DIMENSIONS. DIMENSIONS WITH ASTERISKS ARE APPROXIMATE ONLY AND ARE TO BE CHECKED AND VERIFIED ON SITE PRIOR TO CONSTRUCTION.

ALL WORK SHOWN ON THE DRAWINGS COMPRISING THE SET SHALL COMPLY WITH THE BUILDING CODE OF AUSTRALIA & THE REQUIREMENTS OF RELEVANT AUTHORITIES & THEIR CONDITIONS OF CONSENT.

ALL WORKMANSHIP & MATERIALS SHALL COMPLY WITH THE REQUIREMENTS OF THE RELEVANT AUSTRALIAN STANDARDS.

THIS DRAWING TO BE READ IN CONJUNCTION WITH ALL OTHER DRAWINGS & DOCUMENTATION COMPRISING THE SET INCLUDING THE SPECIFICATION AND OTHER CONSULTANT'S DRAWINGS (WHERE SUPPLIED).

REV	DATE	DESCRIPTION
1	24.10.23	For Information
2	21.03.24	Draft DA
3	18.04.24	DA Issue
4	26.08.24	Coordination Issue
5	29.11.24	Tender Issue

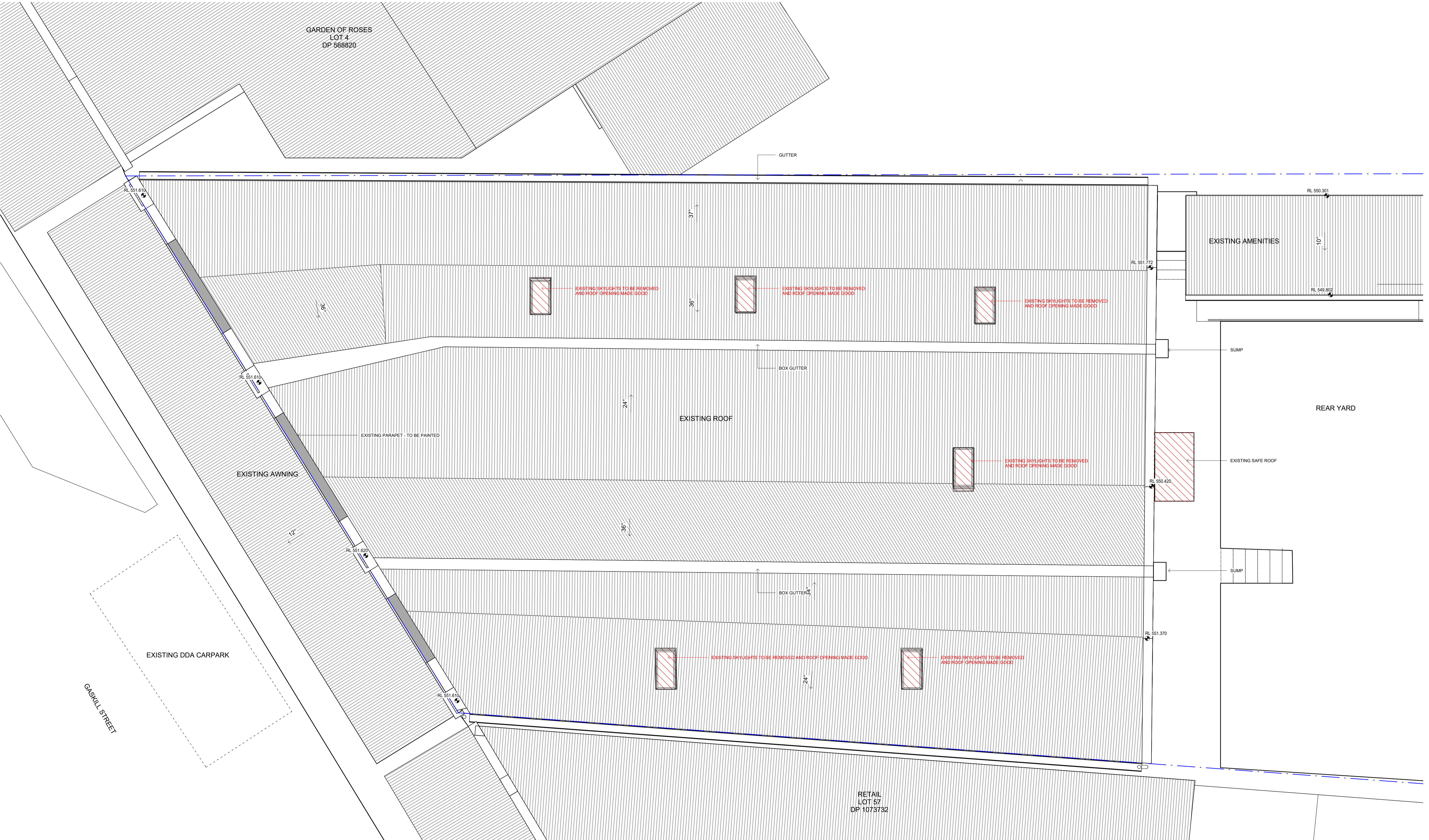
CLIENT/PROJECT
CABONNE HOME SUPPORT REFURBISHMENT
 70 GASKILL STREET, CANOWINDRA, NSW 2804

DRAWING TITLE
DEMOLITION PLAN - GROUND FLOOR

DESIGN **PJL** SCALE 1:50 @ A1 PROJECT 341608-1 REVISION 5



SHEET **CC08**



NOT FOR CONSTRUCTION

MATERIALS	SC STEEL COLUMN	FCL FINISHED CEILING LEVEL ABOVE
AL ALUMINIUM	TIL TILE	FFL FINISHED FLOOR LEVEL
BK BRICK	TS TIMBER SCREEN	(N) NEW
CONC CONCRETE	TVV TIMBER V-JOINT	RL RELATIVE LEVEL
CPT CARPET	WPM WATERPROOF MEMBRANE	SKL SKYLIGHT
CFC COMPRESSED FIBRE CEMENT		SRL STRUCTURAL REDUCED LEVEL
CLD CLADDING	MISCELLANEOUS	SWO STORMWATER OUTLET
FC FIBRE CEMENT SHEETING	AHD AUSTRALIAN HEIGHT DATUM	TME TO MATCH EXISTING
G GLASS	AH ACCESS HATCH	TOW TOP OF WALL
MS MILD STEEL	CPD CLIPBOARD	UNO UNLESS NOTED OTHERWISE
MDF MEDIUM DENSITY FIBREBOARD	DP DOWNPIPE	VOS VERIFY ON SITE
PF PAINT FINISH	(E) EXISTING	
PBD PLASTERBOARD	EJ EXPANSION JOINT	
RF ROOF SHEETING	F FIXED	

DRAFT

ALL DIMENSIONS GIVEN ARE IN MILLIMETRES (UNLESS SHOWN OTHERWISE) & ARE TO BE CHECKED AND VERIFIED PRIOR TO CONSTRUCTION. DO NOT SCALE DRAWINGS FOR DIMENSIONS. DIMENSIONS WITH ASTERISKS ARE APPROXIMATE ONLY AND ARE TO BE CHECKED AND VERIFIED ON SITE PRIOR TO CONSTRUCTION.

ALL WORK SHOWN ON THE DRAWINGS COMPRISING THE SET SHALL COMPLY WITH THE BUILDING CODE OF AUSTRALIA & THE REQUIREMENTS OF RELEVANT AUTHORITIES & THEIR CONDITIONS OF CONSENT.

ALL WORKMANSHIP & MATERIALS SHALL COMPLY WITH THE REQUIREMENTS OF THE RELEVANT AUSTRALIAN STANDARDS.

THIS DRAWING TO BE READ IN CONJUNCTION WITH ALL OTHER DRAWINGS & DOCUMENTATION COMPRISING THE SET INCLUDING THE SPECIFICATION AND OTHER CONSULTANT'S DRAWINGS (WHERE SUPPLIED).

REV	DATE	DESCRIPTION
1	21.03.24	Draft DA
2	18.04.24	DA Issue
3	26.08.24	Coordination Issue
4	29.11.24	Tender Issue

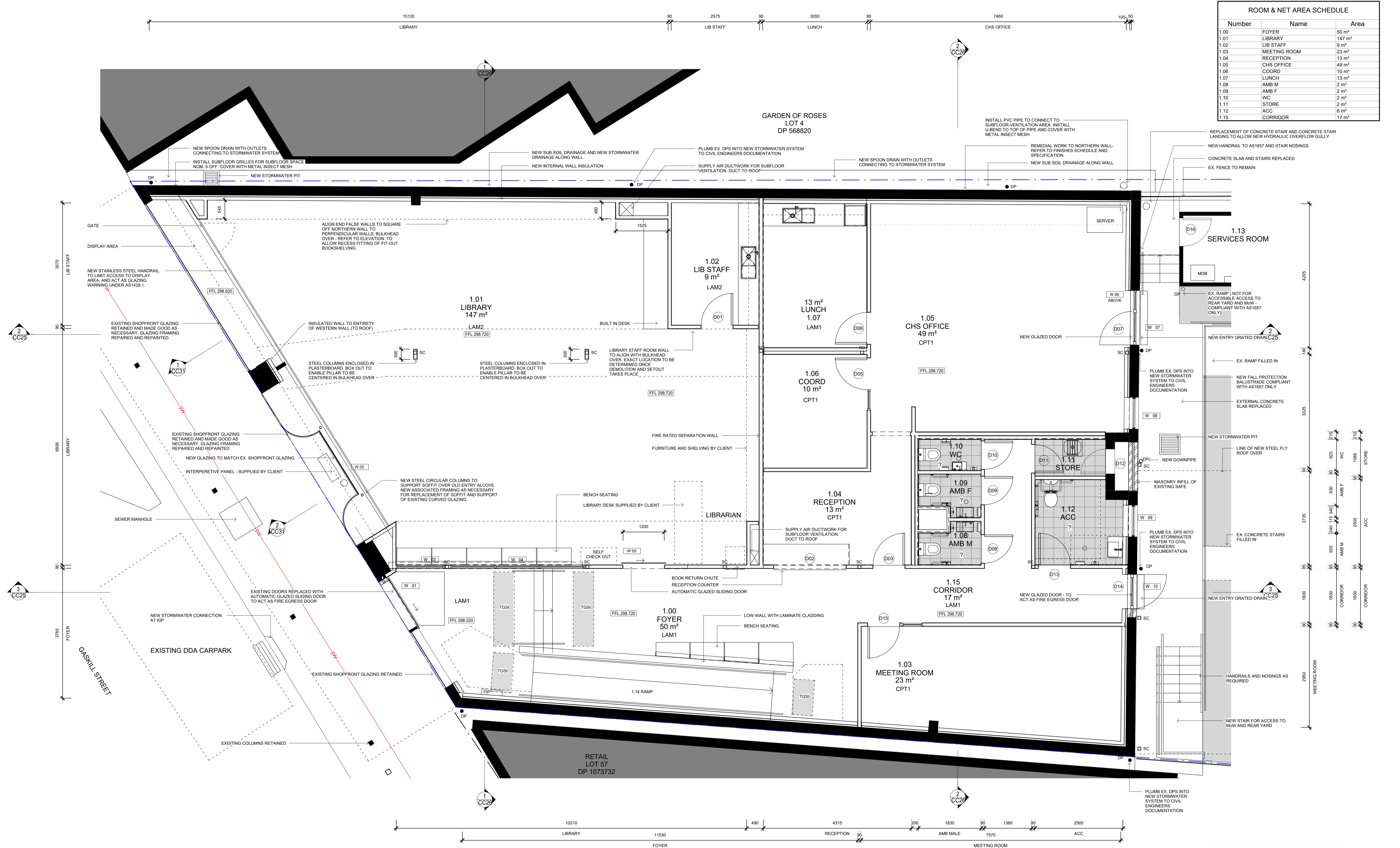
CLIENT/PROJECT
CABONNE HOME SUPPORT REFURBISHMENT
 70 GASKILL STREET, CANOWINDRA, NSW 2804

DRAWING TITLE
DEMOLITION PLAN - ROOF

DESIGN **PJL** SCALE 1:50 @ A1 PROJECT **341608-1** REVISION **4**



ROOM & NET AREA SCHEDULE		
Number	Name	Area
1.00	FOYER	50 m ²
1.01	LIBRARY	147 m ²
1.02	LIB STAFF	9 m ²
1.03	MEETING ROOM	23 m ²
1.04	RECEPTION	13 m ²
1.05	CHS OFFICE	49 m ²
1.06	COORD	10 m ²
1.07	LUNCH	13 m ²
1.08	AMB M	2 m ²
1.09	AMB F	2 m ²
1.10	WC	2 m ²
1.11	STORE	2 m ²
1.12	ACC	6 m ²
1.15	CORRIDOR	17 m ²



NOT FOR CONSTRUCTION

MATERIALS	SC	STEELE COLUMN	FCL	FINISHED CEILING LEVEL ABOVE
AL	TILE	TILE	FFL	FINISHED FLOOR LEVEL
BK	TS	TIMBER SCREEN	(N)	NEW
CONC	TVV	TIMBER V-JOINT	RL	RELATIVE LEVEL
CPT	WPM	WATERPROOF MEMBRANE	SKL	SKYLIGHT
CFC			SRL	STRUCTURAL REDUCED LEVEL
CLD			SVO	STORMWATER OUTLET
CLD			TME	TO MATCH EXISTING
FC	AHD	AUSTRALIAN HEIGHT DATUM	TOW	TOP OF WALL
G	AH	ACCESS HATCH	UNO	UNLESS NOTED OTHERWISE
MS	CPD	CLIPBOARD	VOS	VERIFY ON SITE
MDF	DP	DOWNPIPE		
PF	(E)	EXISTING		
PBD	EJ	EXPANSION JOINT		
RF	F	FIXED		

DRAFT

ALL DIMENSIONS GIVEN ARE IN MILLIMETRES (UNLESS SHOWN OTHERWISE) & ARE TO BE CHECKED AND VERIFIED PRIOR TO CONSTRUCTION. DO NOT SCALE DRAWINGS FOR DIMENSIONS. DIMENSIONS WITH ASTERISKS ARE APPROXIMATE ONLY AND ARE TO BE CHECKED AND VERIFIED ON SITE PRIOR TO CONSTRUCTION.

ALL WORK SHOWN ON THE DRAWINGS COMPRISING THE SET SHALL COMPLY WITH THE BUILDING CODE OF AUSTRALIA & THE REQUIREMENTS OF RELEVANT AUTHORITIES & THEIR CONDITIONS OF CONSENT.

ALL WORKMANSHIP & MATERIALS SHALL COMPLY WITH THE REQUIREMENTS OF THE RELEVANT AUSTRALIAN STANDARDS.

THIS DRAWING TO BE READ IN CONJUNCTION WITH ALL OTHER DRAWINGS & DOCUMENTATION COMPRISING THE SET INCLUDING THE SPECIFICATION AND OTHER CONSULTANT'S DRAWINGS (WHERE SUPPLIED).

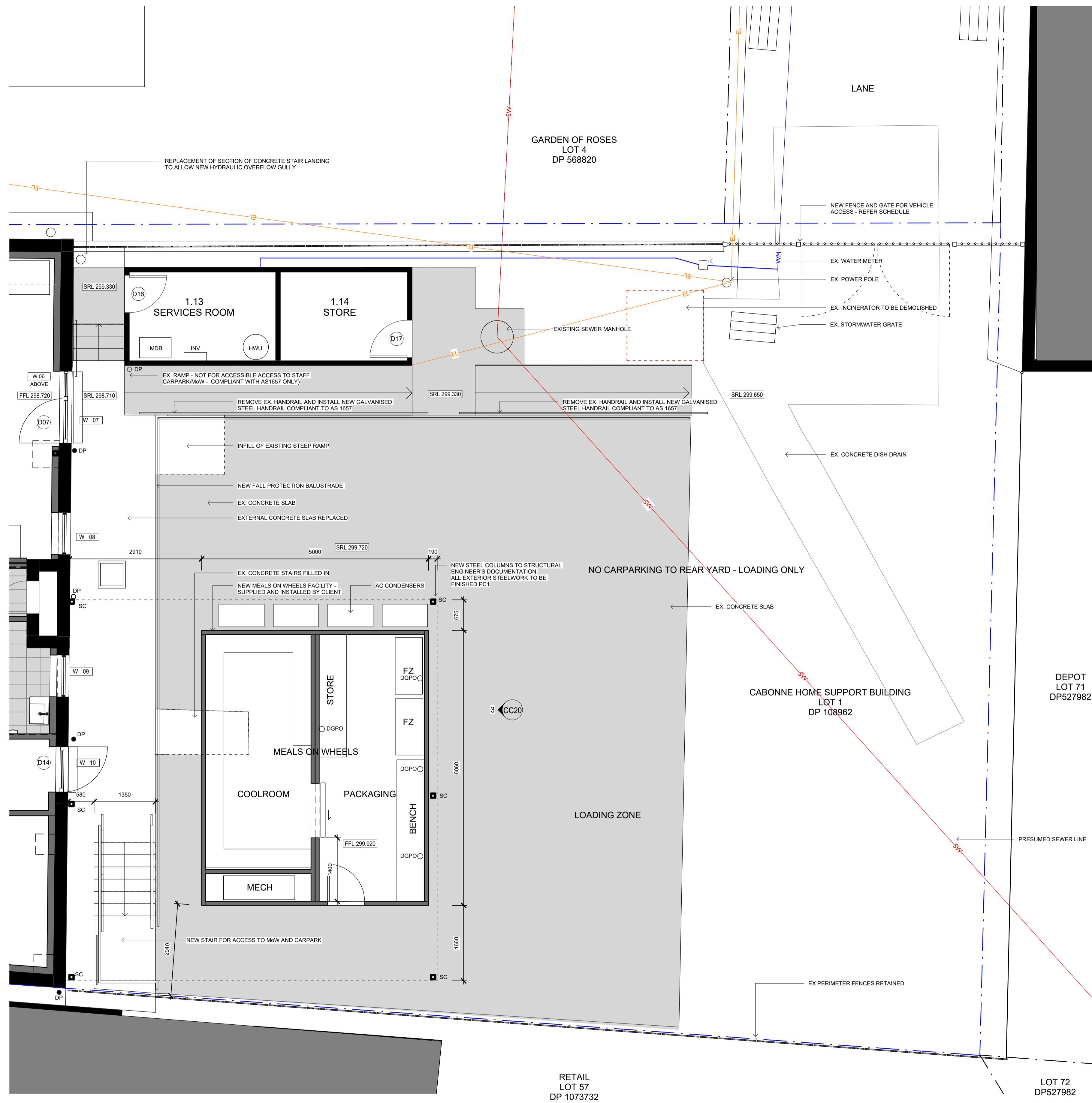
REV	DATE	DESCRIPTION
1	06.03.23	Concept Design
2	10.07.23	QS Estimate
3	24.10.23	For Information
4	21.03.24	Draft DA
5	18.04.24	DA Issue
6	26.08.24	Coordination Issue
7	29.11.24	Tender Issue

CLIENT/PROJECT
CABONNE HOME SUPPORT REFURBISHMENT
 70 GASKILL STREET, CANOWINDRA, NSW 2804

DRAWING TITLE
PROPOSED GROUND FLOOR PLAN

DESIGN **PJL** SCALE 1:50 @ A1 PROJECT **341608-1** REVISION **7**





NOT FOR CONSTRUCTION

MATERIALS		MISCELLANEOUS	
AL	ALUMINIUM	AHD	AUSTRALIAN HEIGHT DATUM
BK	BRICK	AH	ACCESS HATCH
CONC	CONCRETE	CPD	CLIPBOARD
CPT	CARPET	DP	DOWNPIPE
CFC	COMPRESSED FIBRE CEMENT	(E)	EXISTING
CLD	CLADDING	EJ	EXPANSION JOINT
FC	FIBRE CEMENT SHEETING	F	FIXED
G	GLASS		
MS	MILD STEEL		
MDF	MEDIUM DENSITY FIBREBOARD		
PF	PAINT FINISH		
PBD	PLASTERBOARD		
RF	ROOF SHEETING		

SC	STEEL COLUMN	FCL	FINISHED CEILING LEVEL ABOVE
TIL	TILE	FFL	FINISHED FLOOR LEVEL
TS	TIMBER SCREEN	(N)	NEW
TVV	TIMBER V-JOINT	RL	RELATIVE LEVEL
WPM	WATERPROOF MEMBRANE	SKL	SKYLIGHT
		SRL	STRUCTURAL REDUCED LEVEL
		SWO	STORMWATER OUTLET
		TME	TO MATCH EXISTING
		TOW	TOP OF WALL
		UNO	UNLESS NOTED OTHERWISE
		VOS	VERIFY ON SITE

DRAFT

ALL DIMENSIONS GIVEN ARE IN MILLIMETRES (UNLESS SHOWN OTHERWISE) & ARE TO BE CHECKED AND VERIFIED PRIOR TO CONSTRUCTION. DO NOT SCALE DRAWINGS FOR DIMENSIONS. DIMENSIONS WITH ASTERISKS ARE APPROXIMATE ONLY AND ARE TO BE CHECKED AND VERIFIED ON SITE PRIOR TO CONSTRUCTION.

ALL WORK SHOWN ON THE DRAWINGS COMPRISING THE SET SHALL COMPLY WITH THE BUILDING CODE OF AUSTRALIA & THE REQUIREMENTS OF RELEVANT AUTHORITIES & THEIR CONDITIONS OF CONSENT.

ALL WORKMANSHIP & MATERIALS SHALL COMPLY WITH THE REQUIREMENTS & DOCUMENTATION COMPRISING THE SET INCLUDING THE SPECIFICATION AND OTHER CONSULTANT'S DRAWINGS (WHERE SUPPLIED).

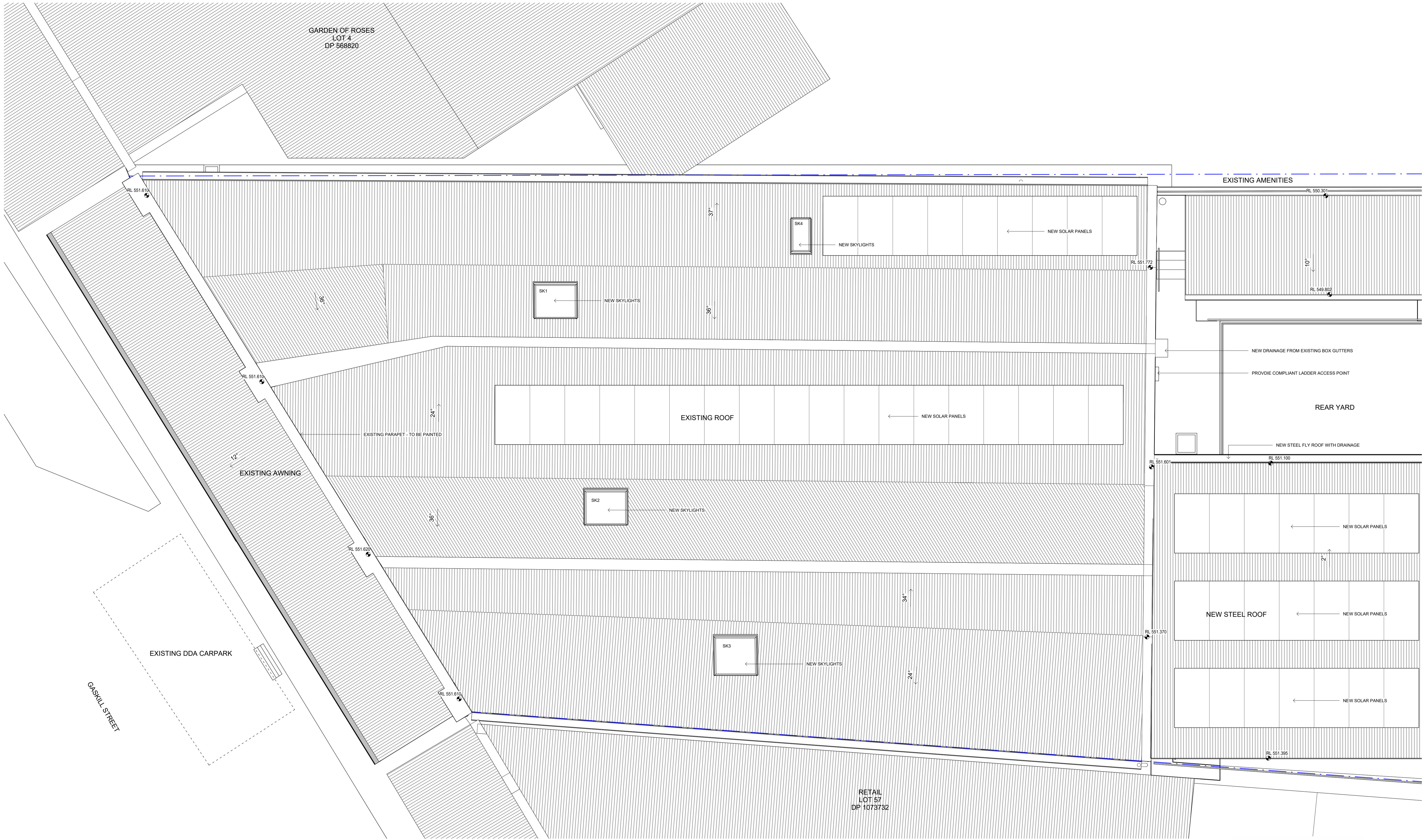
REV	DATE	DESCRIPTION
1	10.07.23	QS Estimate
2	24.10.23	For Information
3	21.03.24	Draft DA
4	18.04.24	DA Issue
5	26.08.24	Coordination Issue
6	29.11.24	Tender Issue

CLIENT/PROJECT
CABONNE HOME SUPPORT REFURBISHMENT
 70 GASKILL STREET, CANOWINDRA, NSW 2804

DRAWING TITLE
PROPOSED GROUND FLOOR - REAR YARD

DESIGN **PJL** SCALE **1:50 @ A1** PROJECT **341608-1** REVISION **6**





NOT FOR CONSTRUCTION

MATERIALS		MISCELLANEOUS	
AL	ALUMINIUM	AHD	AUSTRALIAN HEIGHT DATUM
BK	BRICK	AH	ACCESS HATCH
CONC	CONCRETE	CPD	CLIPBOARD
CPT	CARPET	DP	DOWNPIPE
CFC	COMPRESSED FIBRE CEMENT	(E)	EXISTING
CLD	CLADDING	EJ	EXPANSION JOINT
FC	FIBRE CEMENT SHEETING	F	FIXED
G	GLASS		
MS	MILD STEEL		
MDF	MEDIUM DENSITY FIBREBOARD		
PF	PAINT FINISH		
PBD	PLASTERBOARD		
RF	ROOF SHEETING		

SC	STEEL COLUMN	FCL	FINISHED CEILING LEVEL ABOVE
TIL	TILE	FFL	FINISHED FLOOR LEVEL
TS	TIMBER SCREEN	(N)	NEW
TVJ	TIMBER V-JOINT	RL	RELATIVE LEVEL
WPM	WATERPROOF MEMBRANE	SKL	SKYLIGHT
		SRL	STRUCTURAL REDUCED LEVEL
		SWO	STORMWATER OUTLET
		TME	TO MATCH EXISTING
		TOW	TOP OF WALL
		UNO	UNLESS NOTED OTHERWISE
		VOS	VERIFY ON SITE

DRAFT

ALL DIMENSIONS GIVEN ARE IN MILLIMETRES (UNLESS SHOWN OTHERWISE) & ARE TO BE CHECKED AND VERIFIED PRIOR TO CONSTRUCTION. DO NOT SCALE DRAWINGS FOR DIMENSIONS. DIMENSIONS WITH ASTERISKS ARE APPROXIMATE ONLY AND ARE TO BE CHECKED AND VERIFIED ON SITE PRIOR TO CONSTRUCTION.

ALL WORK SHOWN ON THE DRAWINGS COMPRISING THE SET SHALL COMPLY WITH THE BUILDING CODE OF AUSTRALIA & THE REQUIREMENTS OF RELEVANT AUTHORITIES & THEIR CONDITIONS OF CONSENT.

ALL WORKMANSHIP & MATERIALS SHALL COMPLY WITH THE REQUIREMENTS OF THE RELEVANT AUSTRALIAN STANDARDS.

THIS DRAWING TO BE READ IN CONJUNCTION WITH ALL OTHER DRAWINGS & DOCUMENTATION COMPRISING THE SET INCLUDING THE SPECIFICATION AND OTHER CONSULTANT'S DRAWINGS (WHERE SUPPLIED).

REV	DATE	DESCRIPTION
1	10.07.23	QS Estimate
2	24.10.23	For Information
3	21.03.24	Draft DA
4	18.04.24	DA Issue
5	26.08.24	Coordination Issue
6	29.11.24	Tender Issue

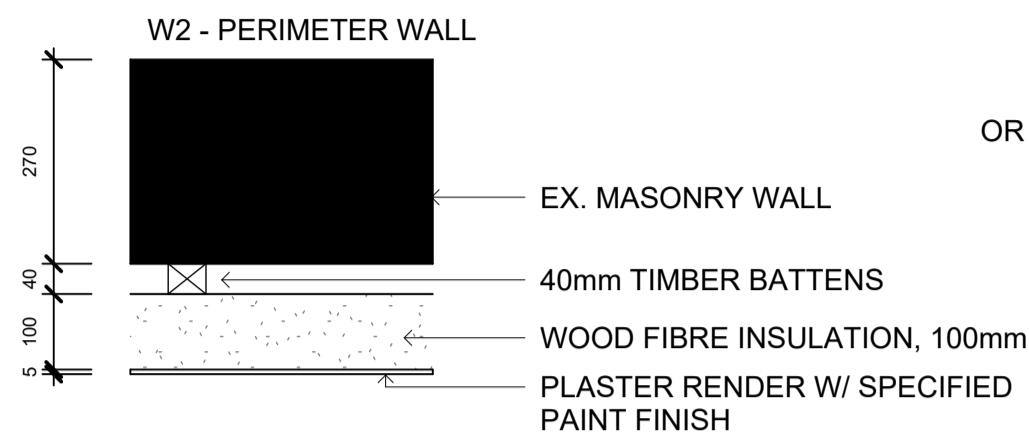
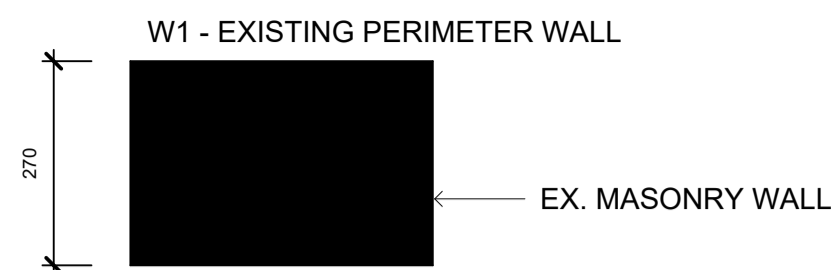
CLIENT/PROJECT
**CABONNE HOME SUPPORT
 REFURBISHMENT**
 70 GASKILL STREET, CANOWINDRA, NSW
 2804

DRAWING TITLE
PROPOSED ROOF PLAN

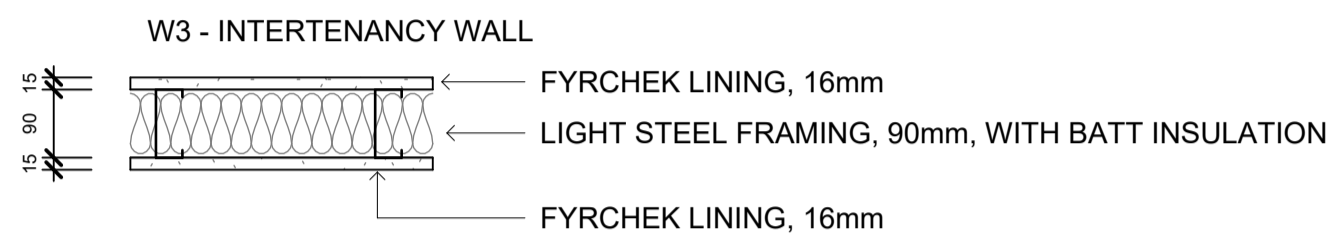
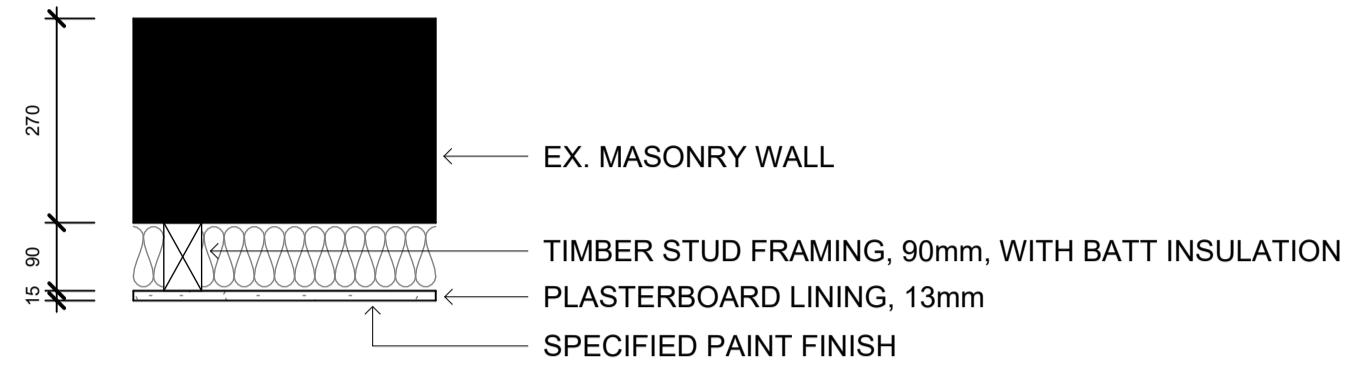
DESIGN **PJL** SCALE **1:50 @ A1** PROJECT **341608-1** REVISION **6**



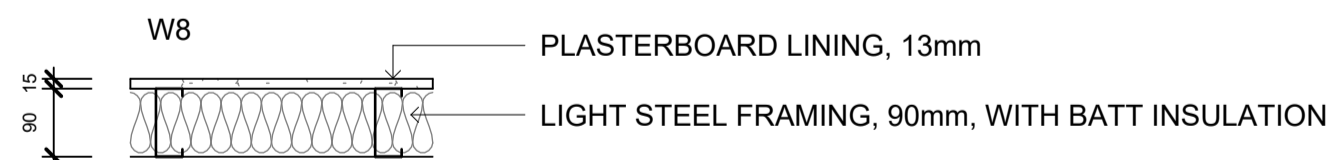
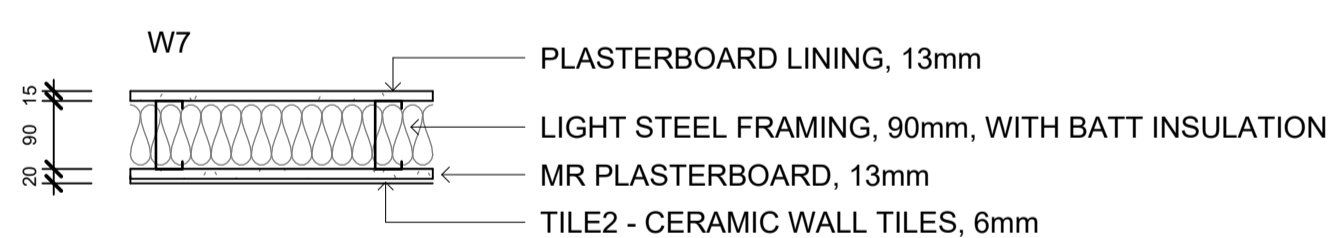
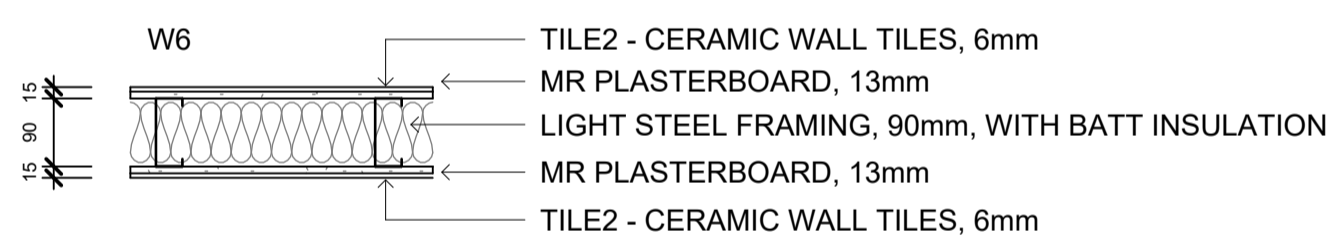
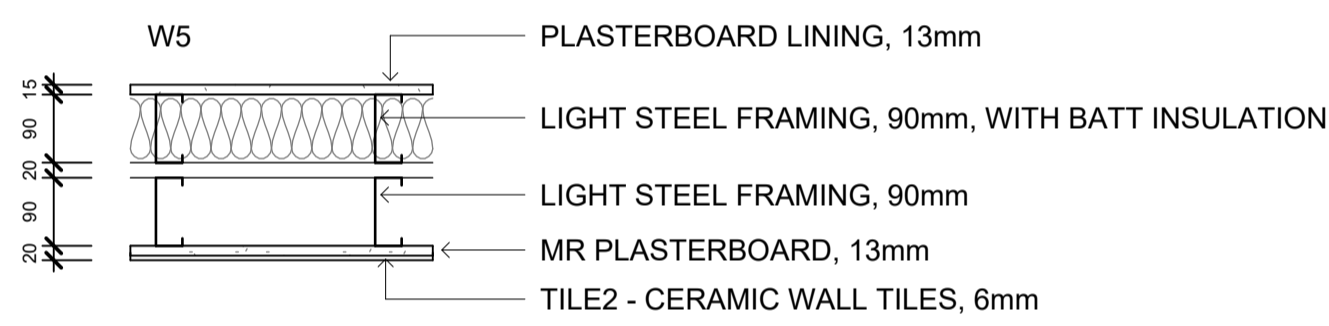
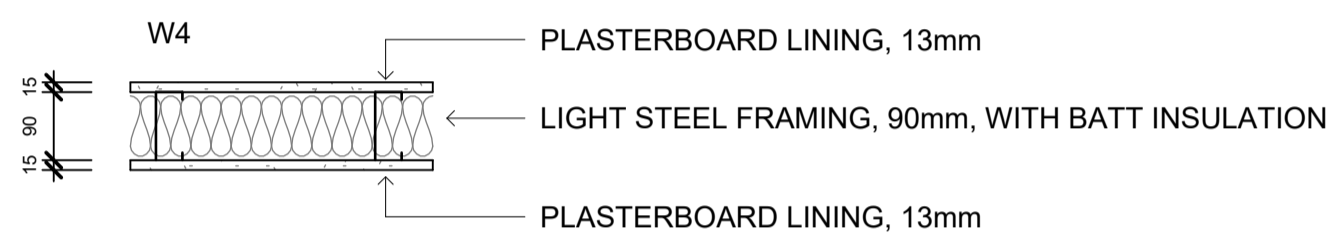
SHEET
CC12



OR



TO ACHIEVE AN FRL OF 90/90/90
EQUIVALENT TO CSR 1065



2 WALL LEGEND
1 : 10

NOT FOR CONSTRUCTION

MATERIALS	SC	STEEL COLUMN	FCL	FINISHED CEILING LEVEL ABOVE
AL ALUMINIUM	TIL	TILE	FFL	FINISHED FLOOR LEVEL
BK BRICK	TS	TIMBER SCREEN	(N)	NEW
CONC CONCRETE	TVV	TIMBER V-JOINT	RL	RELATIVE LEVEL
CPT CARPET	WPM	WATERPROOF MEMBRANE	SKL	SKYLIGHT
CFC COMPRESSED FIBRE CEMENT			SRL	STRUCTURAL REDUCED LEVEL
CLD CLADDING			SWO	STORMWATER OUTLET
FC FIBRE CEMENT SHEETING	AHD	AUSTRALIAN HEIGHT DATUM	TME	TO MATCH EXISTING
G GLASS	AH	ACCESS HATCH	TOW	TOP OF WALL
MS MILD STEEL	CPD	CUPBOARD	UNO	UNLESS NOTED OTHERWISE
MDF MEDIUM DENSITY FIBREBOARD	DP	DOWNPIPE	VOS	VERIFY ON SITE
PF PAINT FINISH	(E)	EXISTING		
PBD PLASTERBOARD	EJ	EXPANSION JOINT		
RF ROOF SHEETING	F	FIXED		

DRAFT

ALL DIMENSIONS GIVEN ARE IN MILLIMETRES (UNLESS SHOWN OTHERWISE) & ARE TO BE CHECKED AND VERIFIED PRIOR TO CONSTRUCTION. DO NOT SCALE DRAWINGS FOR DIMENSIONS. DIMENSIONS WITH ASTERISKS ARE APPROXIMATE ONLY AND ARE TO BE CHECKED AND VERIFIED ON SITE PRIOR TO CONSTRUCTION.

ALL WORK SHOWN ON THE DRAWINGS COMPRISING THE SET SHALL COMPLY WITH THE BUILDING CODE OF AUSTRALIA & THE REQUIREMENTS OF RELEVANT AUTHORITIES & THEIR CONDITIONS OF CONSENT.

ALL WORKMANSHIP & MATERIALS SHALL COMPLY WITH THE REQUIREMENTS OF THE RELEVANT AUSTRALIAN STANDARDS.

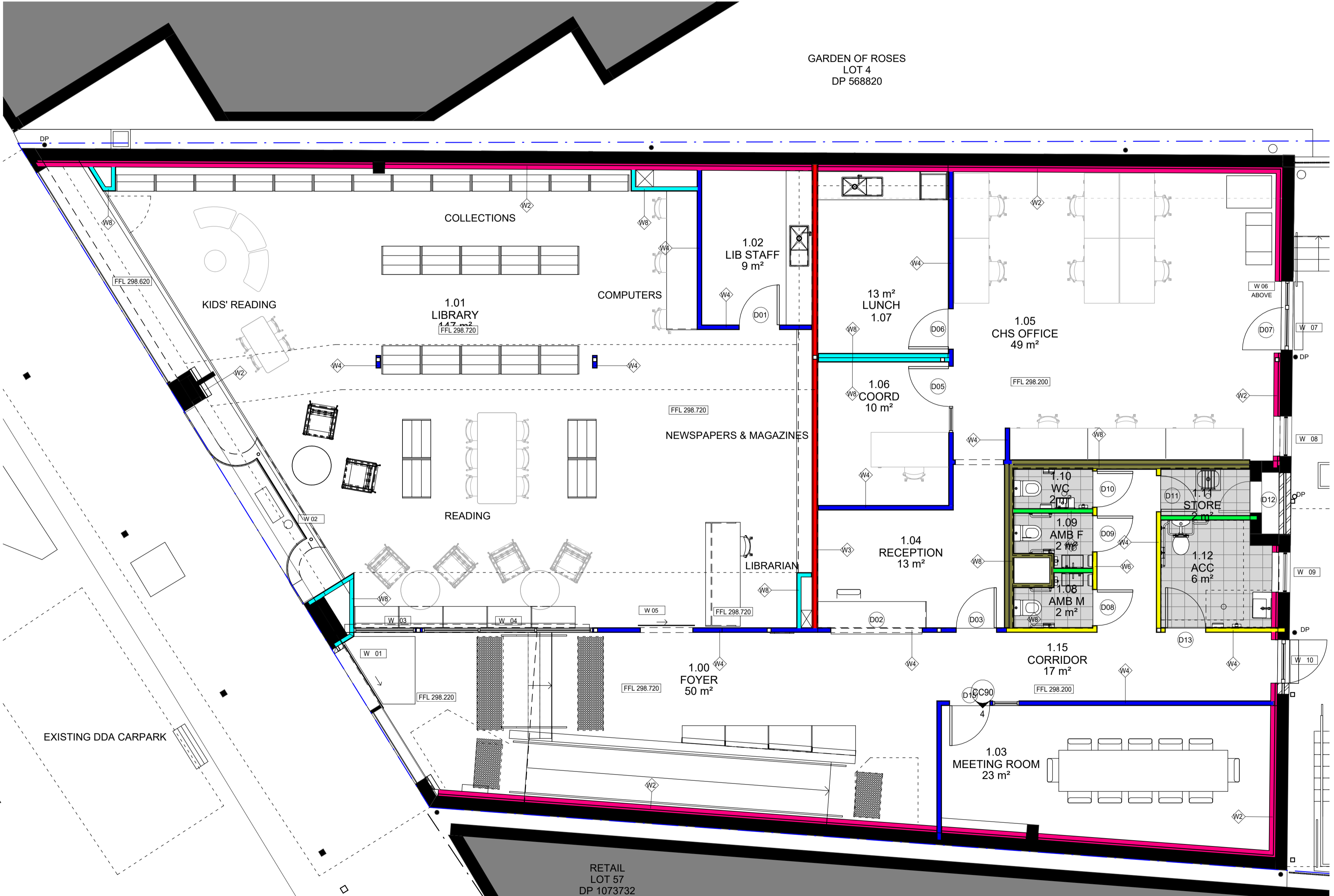
THIS DRAWING TO BE READ IN CONJUNCTION WITH ALL OTHER DRAWINGS & DOCUMENTATION COMPRISING THE SET INCLUDING THE SPECIFICATION AND OTHER CONSULTANT'S DRAWINGS (WHERE SUPPLIED).

REV	DATE	DESCRIPTION
1	26.08.24	Coordination Issue
2	29.11.24	Tender Issue

CLIENT/PROJECT
CABONNE HOME SUPPORT REFURBISHMENT
70 GASKILL STREET, CANOWINDRA, NSW 2804

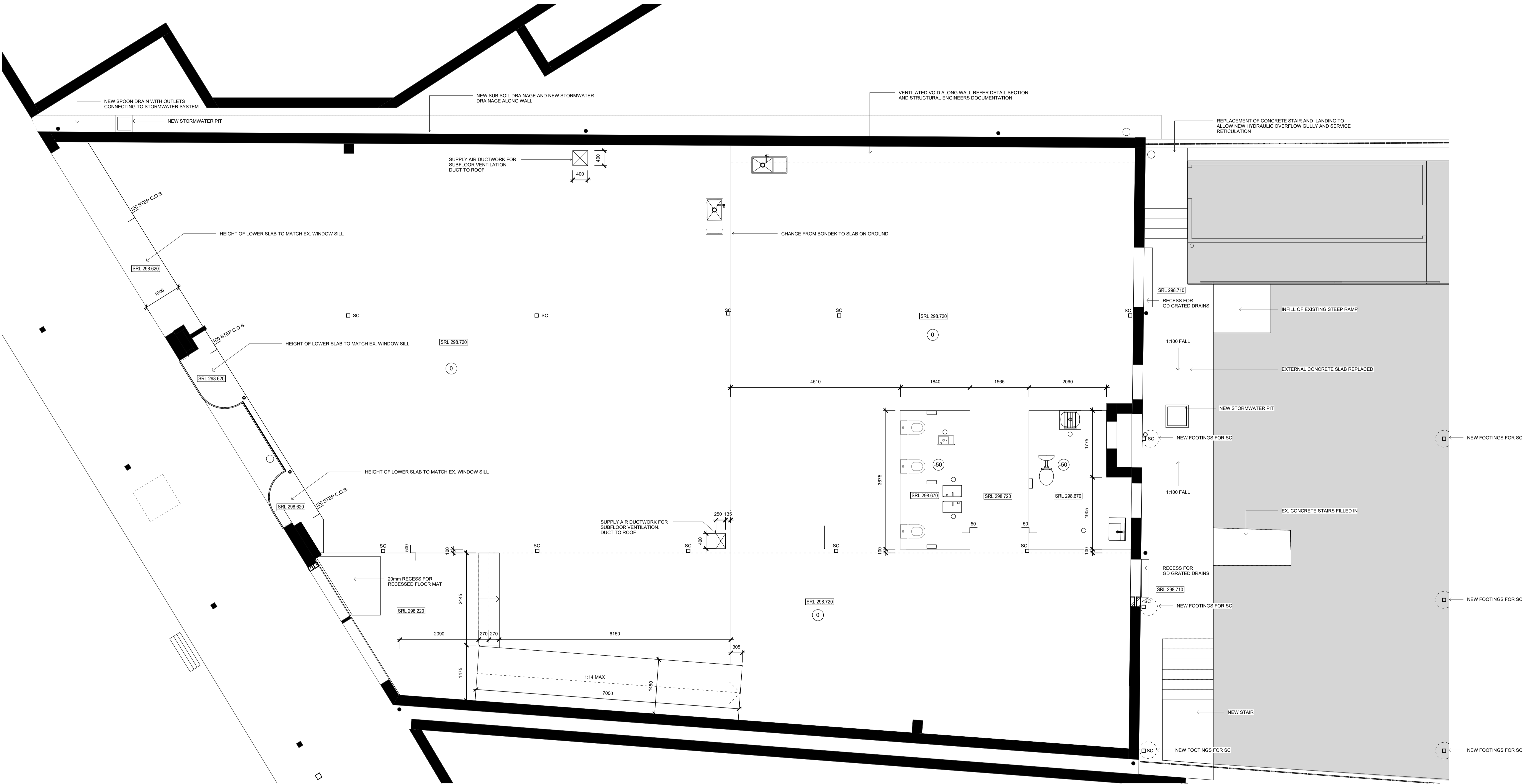
DESIGN **PJL** SCALE **As indicated** PROJECT **341608-1** REVISION **2**

DRAWING TITLE
WALL TYPE PLAN



GARDEN OF ROSES
LOT 4
DP 568820

RETAIL
LOT 57
DP 1073732



NOT FOR CONSTRUCTION

MATERIALS	SC STEEL COLUMN	FCL FINISHED CEILING LEVEL ABOVE
AL ALUMINIUM	TIL TILE	FFL FINISHED FLOOR LEVEL
BK BRICK	TS TIMBER SCREEN	(N) NEW
CONC CONCRETE	TVV TIMBER V-JOINT	RL RELATIVE LEVEL
CPT CARPET	WPM WATERPROOF MEMBRANE	SKL SKYLIGHT
CFC COMPRESSED FIBRE CEMENT		SRL STRUCTURAL REDUCED LEVEL
CLD CLADDING	MISCELLANEOUS	SWO STORMWATER OUTLET
FC FIBRE CEMENT SHEETING	AHD AUSTRALIAN HEIGHT DATUM	TME TO MATCH EXISTING
G GLASS	AH ACCESS HATCH	TOW TOP OF WALL
MS MILD STEEL	CPD CLIPBOARD	UNO UNLESS NOTED OTHERWISE
MDF MEDIUM DENSITY FIBREBOARD	DP DOWNPIPE	VOS VERIFY ON SITE
PF PAINT FINISH	(E) EXISTING	
PBD PLASTERBOARD	EJ EXPANSION JOINT	
RF ROOF SHEETING	F FIXED	

DRAFT

ALL DIMENSIONS GIVEN ARE IN MILLIMETRES (UNLESS SHOWN OTHERWISE) & ARE TO BE CHECKED AND VERIFIED PRIOR TO CONSTRUCTION. DO NOT SCALE DRAWINGS FOR DIMENSIONS. DIMENSIONS WITH ASTERISKS ARE APPROXIMATE ONLY AND ARE TO BE CHECKED AND VERIFIED ON SITE PRIOR TO CONSTRUCTION.

ALL WORK SHOWN ON THE DRAWINGS COMPRISING THE SET SHALL COMPLY WITH THE BUILDING CODE OF AUSTRALIA & THE REQUIREMENTS OF RELEVANT AUTHORITIES & THEIR CONDITIONS OF CONSENT.

ALL WORKMANSHIP & MATERIALS SHALL COMPLY WITH THE REQUIREMENTS OF THE RELEVANT AUSTRALIAN STANDARDS.

THIS DRAWING TO BE READ IN CONJUNCTION WITH ALL OTHER DRAWINGS & DOCUMENTATION COMPRISING THE SET INCLUDING THE SPECIFICATION AND OTHER CONSULTANT'S DRAWINGS (WHERE SUPPLIED).

REV	DATE	DESCRIPTION
1	26.08.24	Coordination Issue
2	29.11.24	Tender Issue

CLIENT/PROJECT
CABONNE HOME SUPPORT REFURBISHMENT
 70 GASKILL STREET, CANOWINDRA, NSW 2804

DRAWING TITLE
CONCRETE PROFILE PLAN

DESIGN **PJL** SCALE 1:50 @ A1 PROJECT **341608-1** REVISION **2**



NOTE: LIGHTING CONTROL
ALL LIGHTING TO BE CONTROLLED VIA MOTION
SENSORS IN EACH ROOM.
EXTERIOR LIGHTS TO UTILISE BUILT IN SENSORS.

- LIGHTING LEGEND**
- EF EXHAUST FAN
 - D1 LIGHT FITTING - DOWNLIGHT
 - LF2 LIGHT FITTING - WALL MOUNTED
 - SI LIGHT FITTING - FLUORESCENT
 - T1 LIGHT FITTING - TROFFER
 - MS SENSOR
 - SD SMOKE DETECTOR
 - ES EMERGENCY SPEAKER
 - EL EMERGENCY LIGHTING
 - SD SLOTTED DIFFUSER SUPPLY AIR
 - AC 4-WAY SUPPLY AIR
 - RA RETURN AIR
 - STANDARD SWITCH

NOTE: ALL SERVICES EXCEPT FOR LIGHTING
TO BE MOUNTED ON PLASTERBOARD
CEILING, ABOVE ACOUSTIC FINIS



NOT FOR CONSTRUCTION

MATERIALS	SC STEEL COLUMN	FCL FINISHED CEILING LEVEL ABOVE
AL ALUMINIUM	TIL TILE	FFL FINISHED FLOOR LEVEL
BK BRICK	TS TIMBER SCREEN	(N) NEW
CONC CONCRETE	TVM TIMBER V-JOINT	RL RELATIVE LEVEL
CPT CARPET	WPM WATERPROOF MEMBRANE	SKL SKYLIGHT
CFC COMPRESSED FIBRE CEMENT		SRL STRUCTURAL REDUCED LEVEL
CLD CLADDING		SWO STORMWATER OUTLET
FC FIBRE CEMENT SHEETING	AHD AUSTRALIAN HEIGHT DATUM	TME TO MATCH EXISTING
G GLASS	AH ACCESS HATCH	TOW TOP OF WALL
MS MILD STEEL	CPD CLIPBOARD	UNO UNLESS NOTED OTHERWISE
MDF MEDIUM DENSITY FIBREBOARD	DP DOWNPIPE	VOS VERIFY ON SITE
PF PAINT FINISH	(E) EXISTING	
PBD PLASTERBOARD	EJ EXPANSION JOINT	
RF ROOF SHEETING	F FIXED	

DRAFT

ALL DIMENSIONS GIVEN ARE IN MILLIMETRES (UNLESS SHOWN OTHERWISE) & ARE TO BE CHECKED AND VERIFIED PRIOR TO CONSTRUCTION. DO NOT SCALE DRAWINGS FOR DIMENSIONS. DIMENSIONS WITH ASTERISKS ARE APPROXIMATE ONLY AND ARE TO BE CHECKED AND VERIFIED ON SITE PRIOR TO CONSTRUCTION.

ALL WORK SHOWN ON THE DRAWINGS COMPRISING THE SET SHALL COMPLY WITH THE BUILDING CODE OF AUSTRALIA & THE REQUIREMENTS OF RELEVANT AUTHORITIES & THEIR CONDITIONS OF CONSENT.

ALL WORKMANSHIP & MATERIALS SHALL COMPLY WITH THE REQUIREMENTS OF THE RELEVANT AUSTRALIAN STANDARDS.

THIS DRAWING TO BE READ IN CONJUNCTION WITH ALL OTHER DRAWINGS & DOCUMENTATION COMPRISING THE SET INCLUDING THE SPECIFICATION AND OTHER CONSULTANT'S DRAWINGS (WHERE SUPPLIED).

REV	DATE	DESCRIPTION
1	26.08.24	Coordination Issue
2	29.11.24	Tender Issue

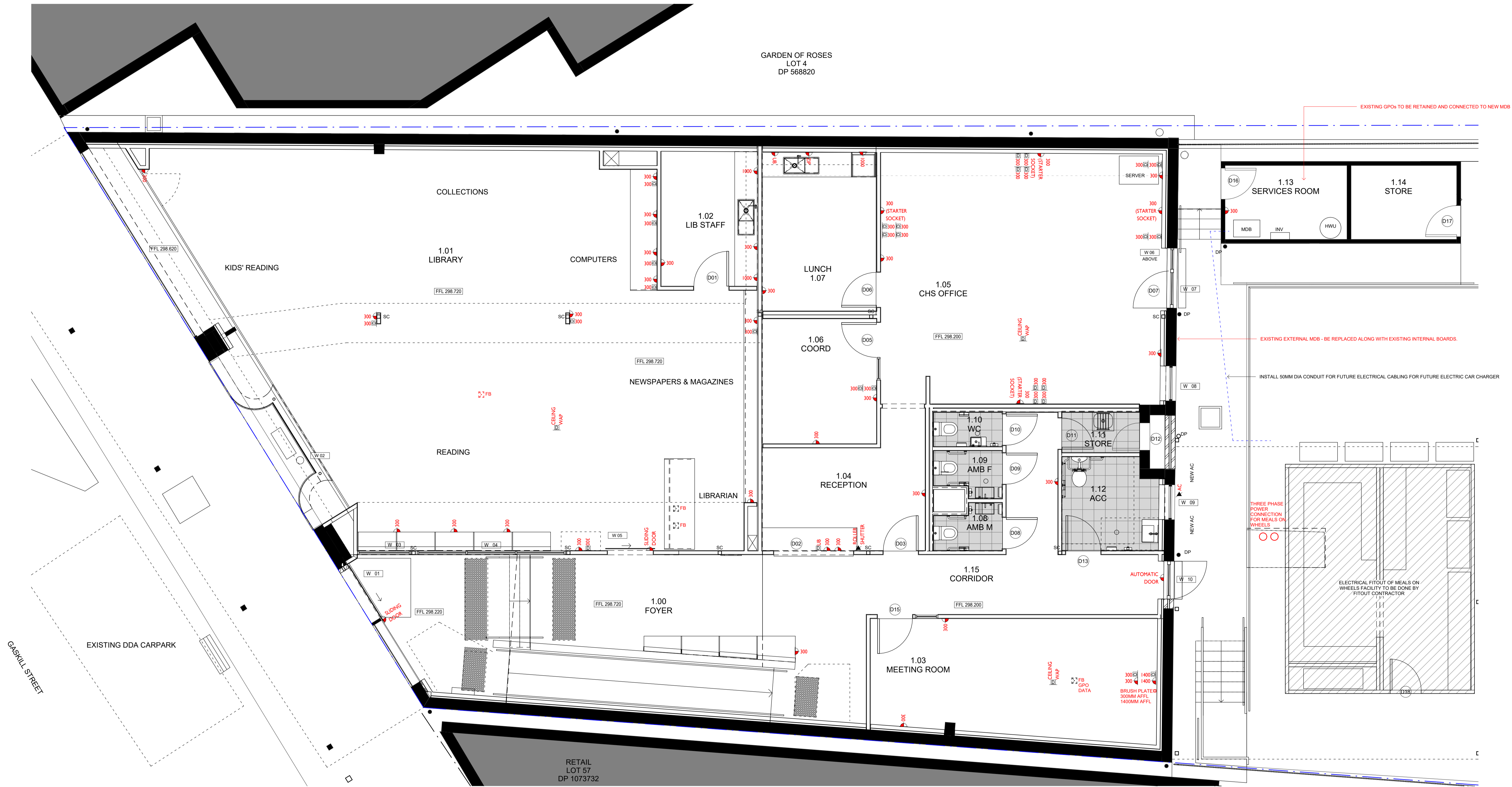
CLIENT/PROJECT
**CABONNE HOME SUPPORT
REFURBISHMENT**
70 GASKILL STREET, CANOWINDRA, NSW
2804

DRAWING TITLE
**REFLECTED CEILING
PLAN**

DESIGN **PJL** SCALE 1:50 @ A1 PROJECT **341608-1** REVISION **2**



GARDEN OF ROSES
LOT 4
DP 568820



NOT FOR CONSTRUCTION

MATERIALS	SC	STEEL COLUMN	FCL	FINISHED CEILING LEVEL ABOVE
AL ALUMINIUM	TIL TILE	TILE	FFL FINISHED FLOOR LEVEL	FINISHED FLOOR LEVEL
BK BRICK	TS TIMBER SCREEN	TIMBER SCREEN	(N) NEW	NEW
CONC CONCRETE	TVV TIMBER V-JOINT	TIMBER V-JOINT	RL RELATIVE LEVEL	RELATIVE LEVEL
CPT COMPRESSED FIBRE CEMENT	WPM WATERPROOF MEMBRANE	WATERPROOF MEMBRANE	SKL SKYLIGHT	SKYLIGHT
CLD CLADDING	MISCELLANEOUS		SRL STRUCTURAL REDUCED LEVEL	STRUCTURAL REDUCED LEVEL
FC FIBRE CEMENT SHEETING	AHD AUSTRALIAN HEIGHT DATUM	AUSTRALIAN HEIGHT DATUM	SWO STORMWATER OUTLET	STORMWATER OUTLET
G GLASS	AH ACCESS HATCH	ACCESS HATCH	TME TO MATCH EXISTING	TO MATCH EXISTING
MS MILD STEEL	CPD CLIPBOARD	CLIPBOARD	TOW TOP OF WALL	TOP OF WALL
MDF MEDIUM DENSITY FIBREBOARD	DP DOWNPIPE	DOWNPIPE	UNO UNLESS NOTED OTHERWISE	UNLESS NOTED OTHERWISE
PF PAINT FINISH	(E) EXISTING	EXISTING	VOS VERIFY ON SITE	VERIFY ON SITE
PBD PLASTERBOARD	EJ EXPANSION JOINT	EXPANSION JOINT		
RF ROOF SHEETING	F FIXED	FIXED		

DRAFT

ALL DIMENSIONS GIVEN ARE IN MILLIMETRES (UNLESS SHOWN OTHERWISE) & ARE TO BE CHECKED AND VERIFIED PRIOR TO CONSTRUCTION. DO NOT SCALE DRAWINGS FOR DIMENSIONS. DIMENSIONS WITH ASTERISKS ARE APPROXIMATE ONLY AND ARE TO BE CHECKED AND VERIFIED ON SITE PRIOR TO CONSTRUCTION.

ALL WORK SHOWN ON THE DRAWINGS COMPRISING THE SET SHALL COMPLY WITH THE BUILDING CODE OF AUSTRALIA & THE REQUIREMENTS OF RELEVANT AUTHORITIES & THEIR CONDITIONS OF CONSENT.

ALL WORKMANSHIP & MATERIALS SHALL COMPLY WITH THE REQUIREMENTS OF THE RELEVANT AUSTRALIAN STANDARDS.

THIS DRAWING TO BE READ IN CONJUNCTION WITH ALL OTHER DRAWINGS & DOCUMENTATION COMPRISING THE SET INCLUDING THE SPECIFICATION AND OTHER CONSULTANT'S DRAWINGS (WHERE SUPPLIED).

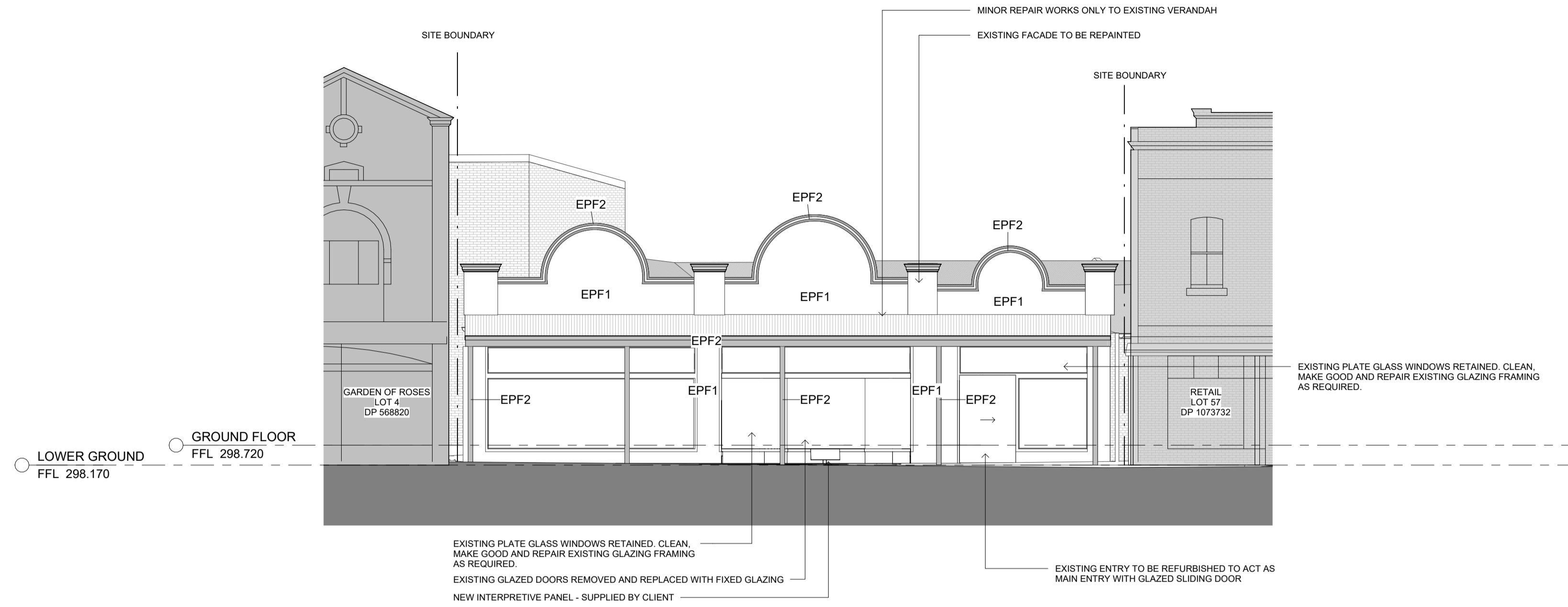
REV	DATE	DESCRIPTION
1	26.08.24	Coordination Issue
2	29.11.24	Tender Issue

CLIENT/PROJECT
**CABONNE HOME SUPPORT
REFURBISHMENT**
70 GASKILL STREET, CANOWINDRA, NSW
2804

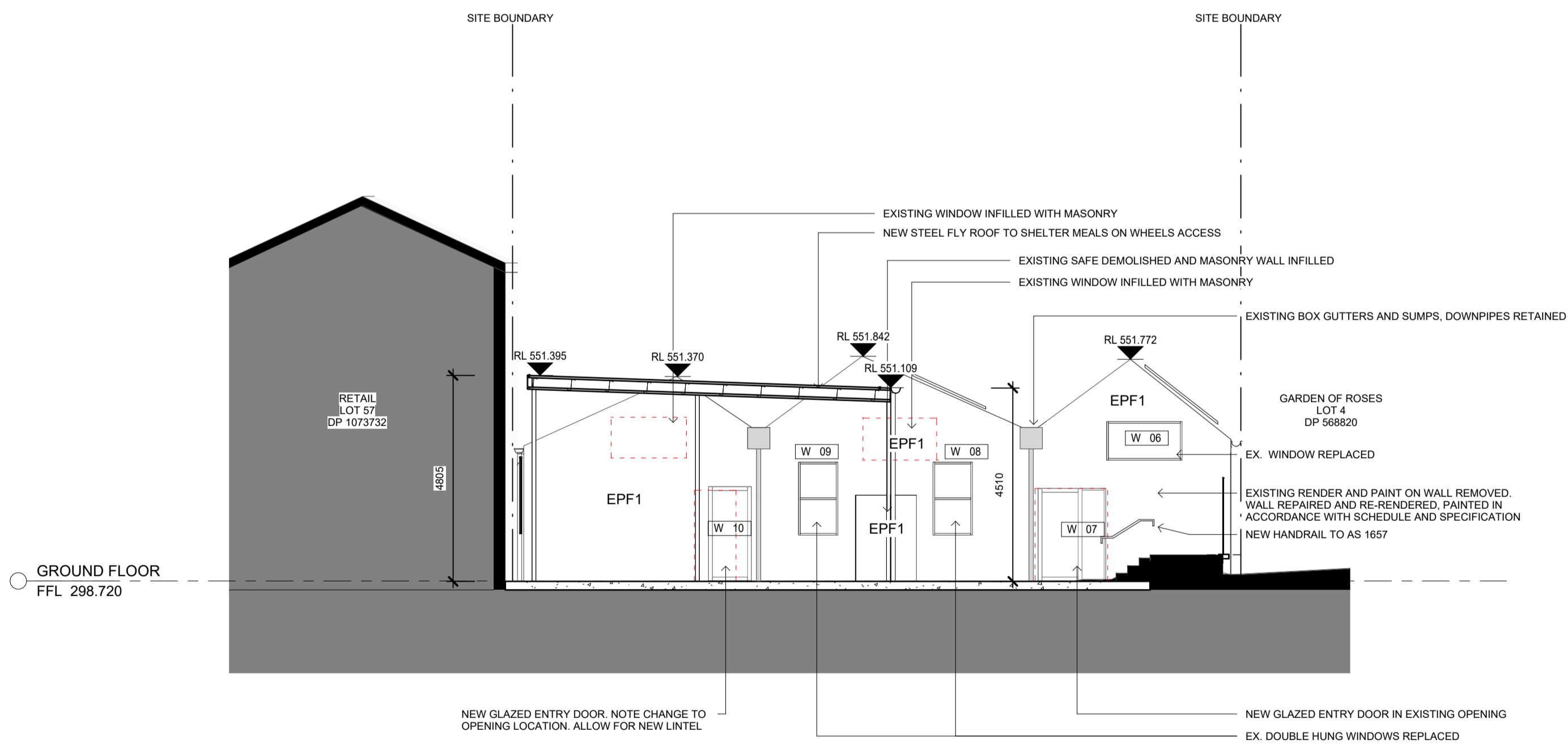
DRAWING TITLE
**ELECTRICAL, DATA AND
COMMS**

DESIGN **PJL** SCALE 1:50 @ A1 PROJECT **341608-1** REVISION **2**

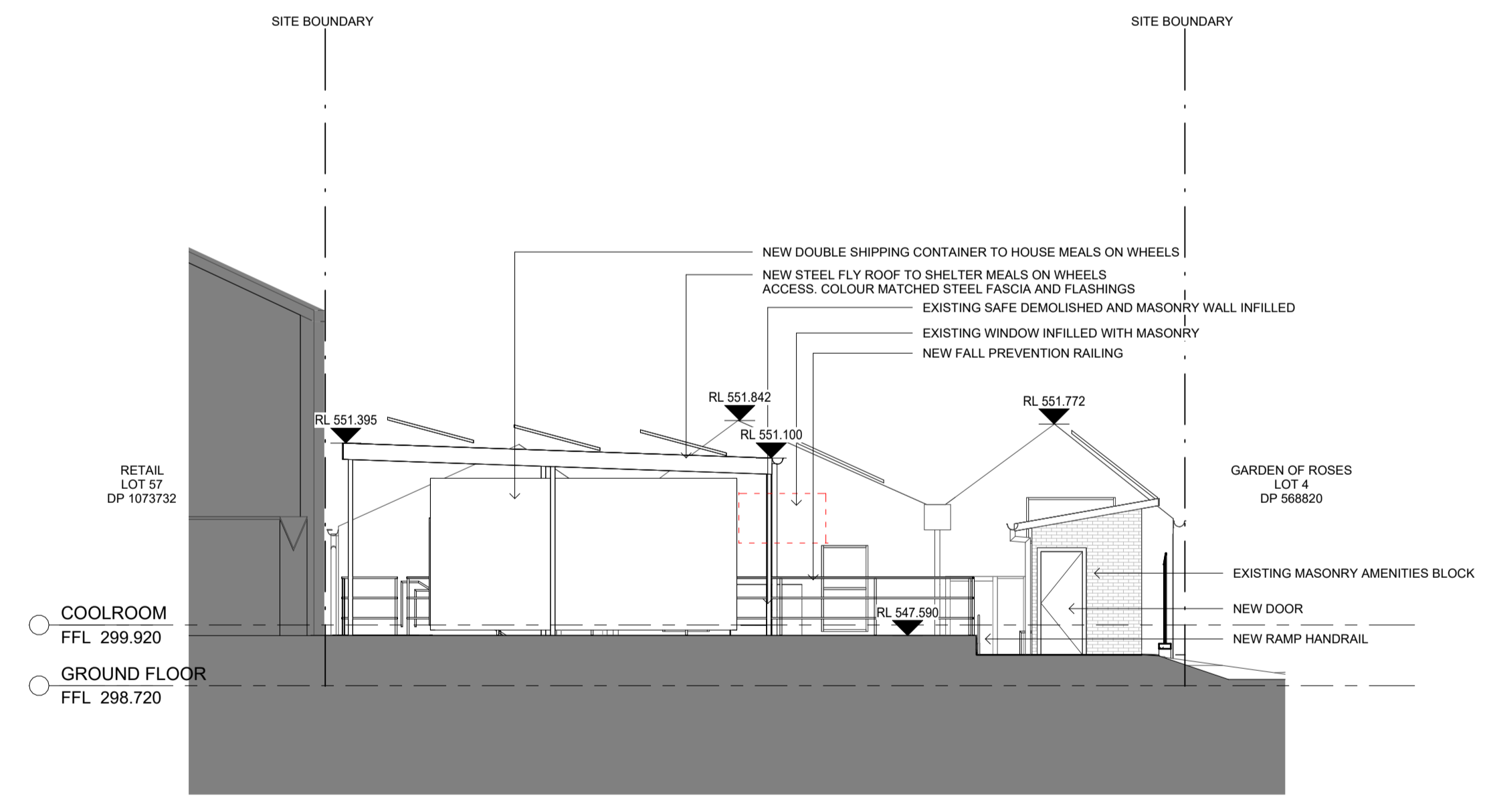




1 GASKILL STREET ELEVATION
1 : 100



2 EAST ELEVATION
1 : 100



3 EAST ELEVATION 2
1 : 100

NOT FOR CONSTRUCTION

MATERIALS	SC	STEEL COLUMN	FCL	FINISHED CEILING LEVEL ABOVE
AL ALUMINIUM	TIL	TILE	FFL	FINISHED FLOOR LEVEL
BK BRICK	TS	TIMBER SCREEN	(N)	NEW
CONC CONCRETE	TVV	TIMBER V-JOINT	RL	RELATIVE LEVEL
CPT CARPET	WPM	WATERPROOF MEMBRANE	SKL	SKYLIGHT
CFC COMPRESSED FIBRE CEMENT			SRL	STRUCTURAL REDUCED LEVEL
CLD CLADDING	MISCELLANEOUS		SWO	STORMWATER OUTLET
FC FIBRE CEMENT SHEETING	AHD	AUSTRALIAN HEIGHT DATUM	TME	TO MATCH EXISTING
G GLASS	AH	ACCESS HATCH	TOW	TOP OF WALL
MS MILD STEEL	CPD	CLIPBOARD	UNO	UNLESS NOTED OTHERWISE
MDF MEDIUM DENSITY FIBREBOARD	DP	DOWNPIPE	VOS	VERIFY ON SITE
PF PAINT FINISH	(E)	EXISTING		
PBD PLASTERBOARD	EJ	EXPANSION JOINT		
RF ROOF SHEETING	F	FIXED		

DRAFT

ALL DIMENSIONS GIVEN ARE IN MILLIMETRES (UNLESS SHOWN OTHERWISE) & ARE TO BE CHECKED AND VERIFIED PRIOR TO CONSTRUCTION. DO NOT SCALE DRAWINGS FOR DIMENSIONS. DIMENSIONS WITH ASTERISKS ARE APPROXIMATE ONLY AND ARE TO BE CHECKED AND VERIFIED ON SITE PRIOR TO CONSTRUCTION.
ALL WORK SHOWN ON THE DRAWINGS COMPRISING THE SET SHALL COMPLY WITH THE BUILDING CODE OF AUSTRALIA & THE REQUIREMENTS OF RELEVANT AUTHORITIES & THEIR CONDITIONS OF CONSENT.
ALL WORKMANSHIP & MATERIALS SHALL COMPLY WITH THE REQUIREMENTS OF THE RELEVANT AUSTRALIAN STANDARDS.
THIS DRAWING TO BE READ IN CONJUNCTION WITH ALL OTHER DRAWINGS & DOCUMENTATION COMPRISING THE SET INCLUDING THE SPECIFICATION AND OTHER CONSULTANT'S DRAWINGS (WHERE SUPPLIED).

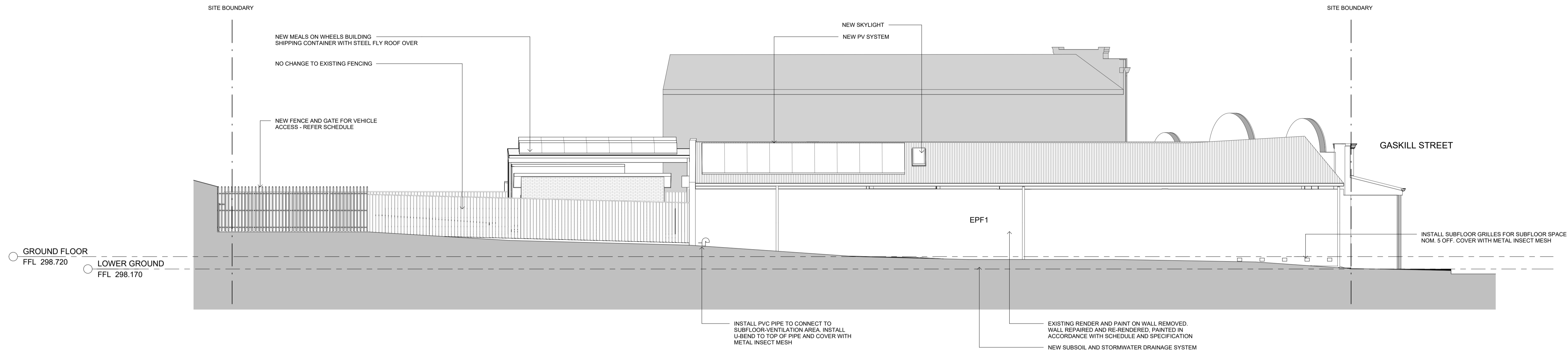
REV	DATE	DESCRIPTION
1	24.10.23	For Information
2	21.03.24	Draft DA
3	18.04.24	DA Issue
4	29.11.24	Tender Issue

CLIENT/PROJECT
CABONNE HOME SUPPORT REFURBISHMENT
70 GASKILL STREET, CANOWINDRA, NSW 2804

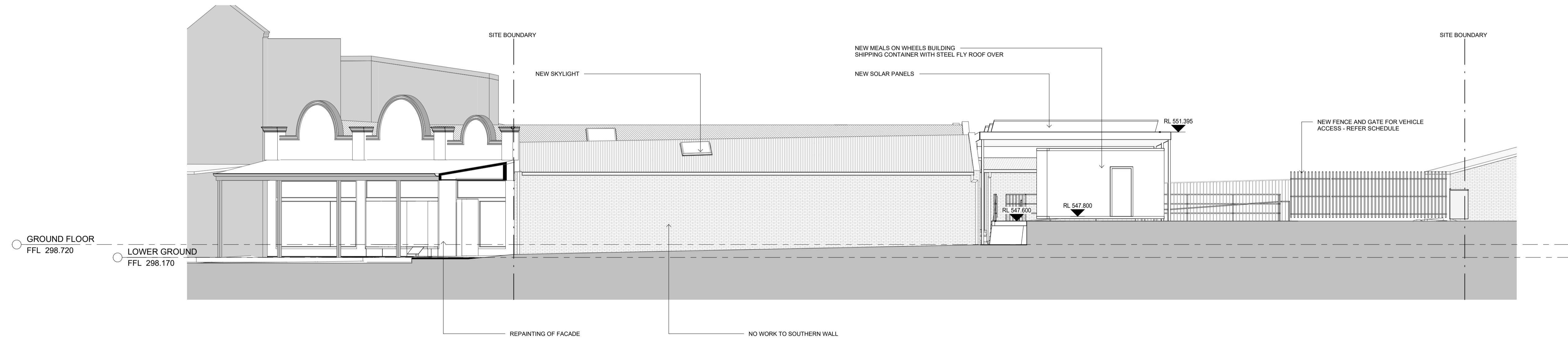
DRAWING TITLE
ELEVATIONS SHEET 1

DESIGN **PJL** SCALE **1 : 100@ A1** PROJECT **341608-1** REVISION **4**





2 NORTH ELEVATION
1 : 100



1 SOUTH ELEVATION
1 : 100

NOT FOR CONSTRUCTION

MATERIALS	SC STEEL COLUMN	FCL FINISHED CEILING LEVEL ABOVE
AL ALUMINIUM	TIL TILE	FFL FINISHED FLOOR LEVEL
BK BRICK	TS TIMBER SCREEN	(N) NEW
CONC CONCRETE	TVV TIMBER V-JOINT	RL RELATIVE LEVEL
CPT CARPET	WPM WATERPROOF MEMBRANE	SKL SKYLIGHT
CFC COMPRESSED FIBRE CEMENT		SRL STRUCTURAL REDUCED LEVEL
CLD CLADDING	MISCELLANEOUS	SWO STORMWATER OUTLET
FC FIBRE CEMENT SHEETING	AHD AUSTRALIAN HEIGHT DATUM	TME TO MATCH EXISTING
G GLASS	AH ACCESS HATCH	TOW TOP OF WALL
MS MILD STEEL	CPD CLIPBOARD	UNO UNLESS NOTED OTHERWISE
MDF MEDIUM DENSITY FIBREBOARD	DP DOWNPIPE	VOS VERIFY ON SITE
PF PAINT FINISH	(E) EXISTING	
PBD PLASTERBOARD	EJ EXPANSION JOINT	
RF ROOF SHEETING	F FIXED	

DRAFT

ALL DIMENSIONS GIVEN ARE IN MILLIMETRES (UNLESS SHOWN OTHERWISE) & ARE TO BE CHECKED AND VERIFIED PRIOR TO CONSTRUCTION. DO NOT SCALE DRAWINGS FOR DIMENSIONS. DIMENSIONS WITH ASTERISKS ARE APPROXIMATE ONLY AND ARE TO BE CHECKED AND VERIFIED ON SITE PRIOR TO CONSTRUCTION.
ALL WORK SHOWN ON THE DRAWINGS COMPRISING THE SET SHALL COMPLY WITH THE BUILDING CODE OF AUSTRALIA & THE REQUIREMENTS OF RELEVANT AUTHORITIES & THEIR CONDITIONS OF CONSENT.
ALL WORKMANSHIP & MATERIALS SHALL COMPLY WITH THE REQUIREMENTS OF THE RELEVANT AUSTRALIAN STANDARDS.
THIS DRAWING TO BE READ IN CONJUNCTION WITH ALL OTHER DRAWINGS & DOCUMENTATION COMPRISING THE SET INCLUDING THE SPECIFICATION AND OTHER CONSULTANT'S DRAWINGS (WHERE SUPPLIED).

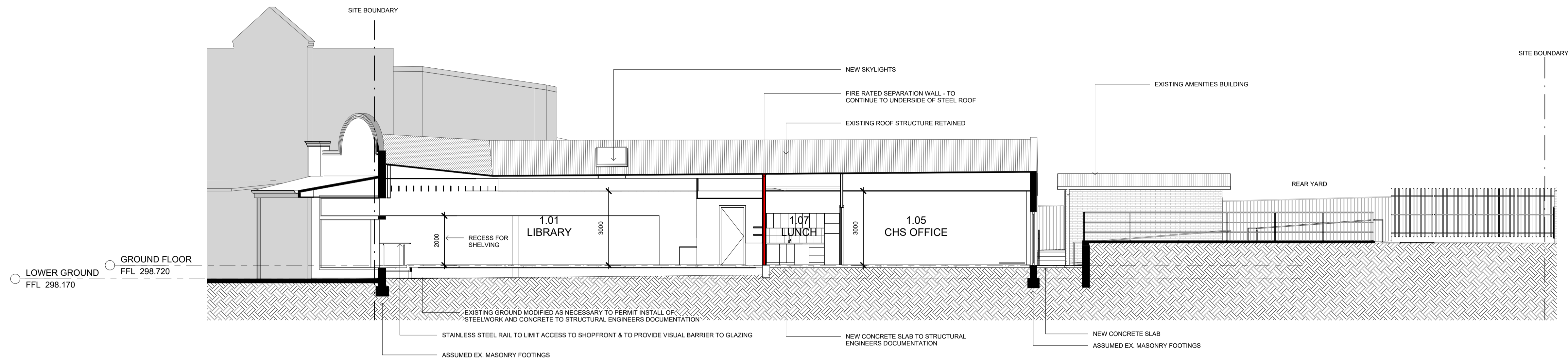
REV	DATE	DESCRIPTION
1	21.03.24	Draft DA
2	18.04.24	DA Issue
3	26.08.24	Coordination Issue
4	29.11.24	Tender Issue

CLIENT/PROJECT
**CABONNE HOME SUPPORT
REFURBISHMENT**
70 GASKILL STREET, CANOWINDRA, NSW
2804

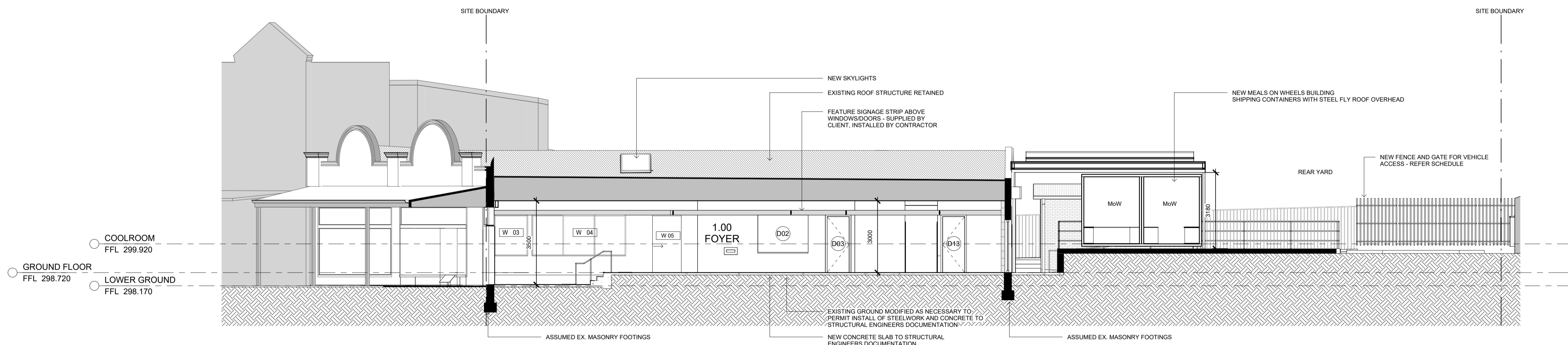
DRAWING TITLE
ELEVATIONS SHEET 2

DESIGN **PJL** SCALE 1 : 100@ A1 PROJECT **341608-1** REVISION **4**





2 LONG SECTION
1 : 100



3 LONG SECTION 2
1 : 100

NOT FOR CONSTRUCTION

MATERIALS	SC STEEL COLUMN	FCL FINISHED CEILING LEVEL ABOVE
AL ALUMINIUM	TIL TILE	FFL FINISHED FLOOR LEVEL
BK BRICK	TS TIMBER SCREEN	(N) NEW
CONC CONCRETE	TVM WATERPROOF MEMBRANE	RL RELATIVE LEVEL
CPT CARPET	MISCELLANEOUS	SKL SKYLIGHT
CFC COMPRESSED FIBRE CEMENT	AHD AUSTRALIAN HEIGHT DATUM	SRL STRUCTURAL REDUCED LEVEL
CLD CLADDING	AH ACCESS HATCH	SWO STORMWATER OUTLET
FC FIBRE CEMENT SHEETING	CPD CLIPBOARD	TME TO MATCH EXISTING
G GLASS	DP DOWNPIPE	TOW TOP OF WALL
MS MILD STEEL	(E) EXISTING	UNO UNLESS NOTED OTHERWISE
MDF MEDIUM DENSITY FIBREBOARD	EJ EXPANSION JOINT	VOS VERIFY ON SITE
PF PAINT FINISH	F FIXED	
PBD PLASTERBOARD		
RF ROOF SHEETING		

DRAFT

ALL DIMENSIONS GIVEN ARE IN MILLIMETRES (UNLESS SHOWN OTHERWISE) & ARE TO BE CHECKED AND VERIFIED PRIOR TO CONSTRUCTION. DO NOT SCALE DRAWINGS FOR DIMENSIONS. DIMENSIONS WITH ASTERISKS ARE APPROXIMATE ONLY AND ARE TO BE CHECKED AND VERIFIED ON SITE PRIOR TO CONSTRUCTION.

ALL WORK SHOWN ON THE DRAWINGS COMPRISING THE SET SHALL COMPLY WITH THE BUILDING CODE OF AUSTRALIA & THE REQUIREMENTS OF RELEVANT AUTHORITIES & THEIR CONDITIONS OF CONSENT.

ALL WORKMANSHIP & MATERIALS SHALL COMPLY WITH THE REQUIREMENTS OF THE RELEVANT AUSTRALIAN STANDARDS.

THIS DRAWING TO BE READ IN CONJUNCTION WITH ALL OTHER DRAWINGS & DOCUMENTATION COMPRISING THE SET INCLUDING THE SPECIFICATION AND OTHER CONSULTANT'S DRAWINGS (WHERE SUPPLIED).

REV	DATE	DESCRIPTION
1	21.03.24	Draft DA
2	18.04.24	DA Issue
3	26.08.24	Coordination Issue
4	29.11.24	Tender Issue

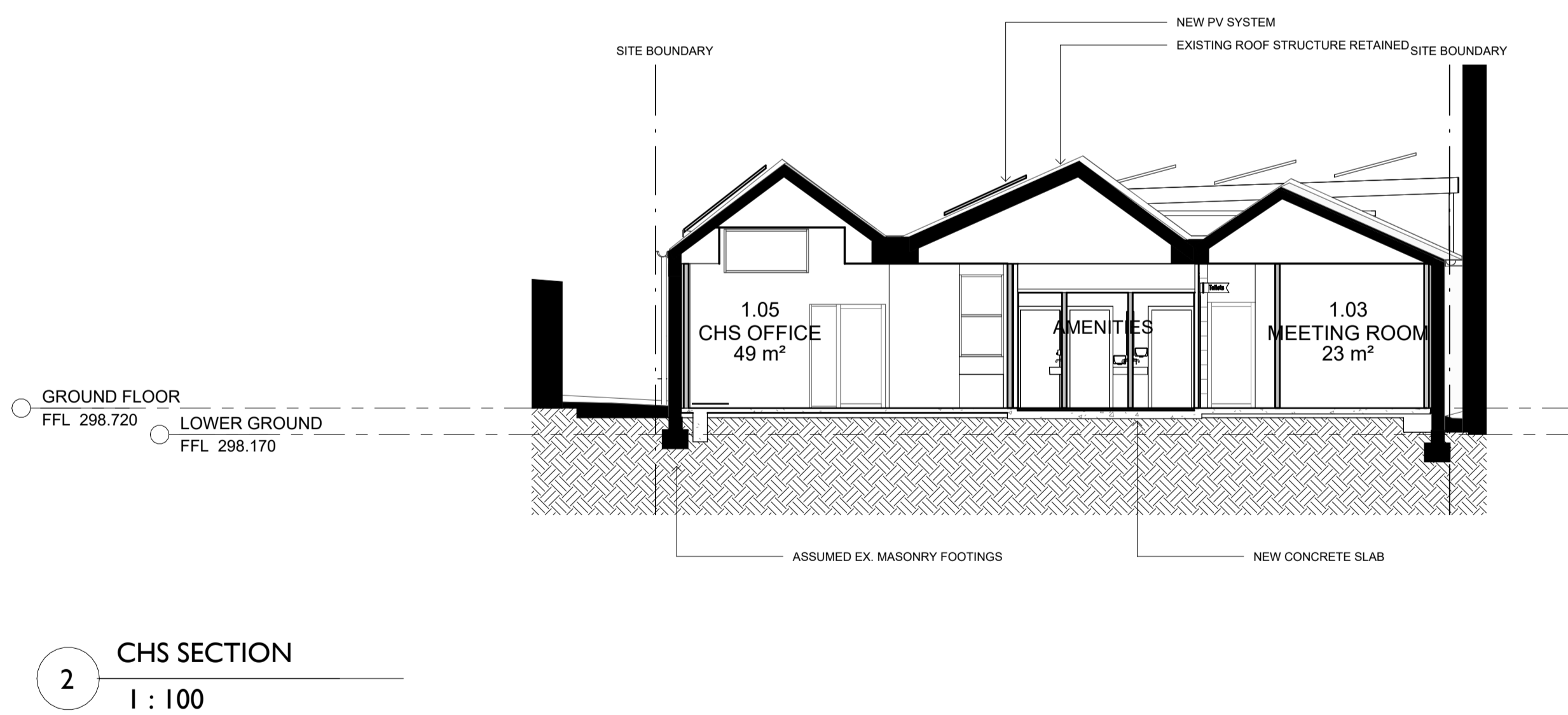
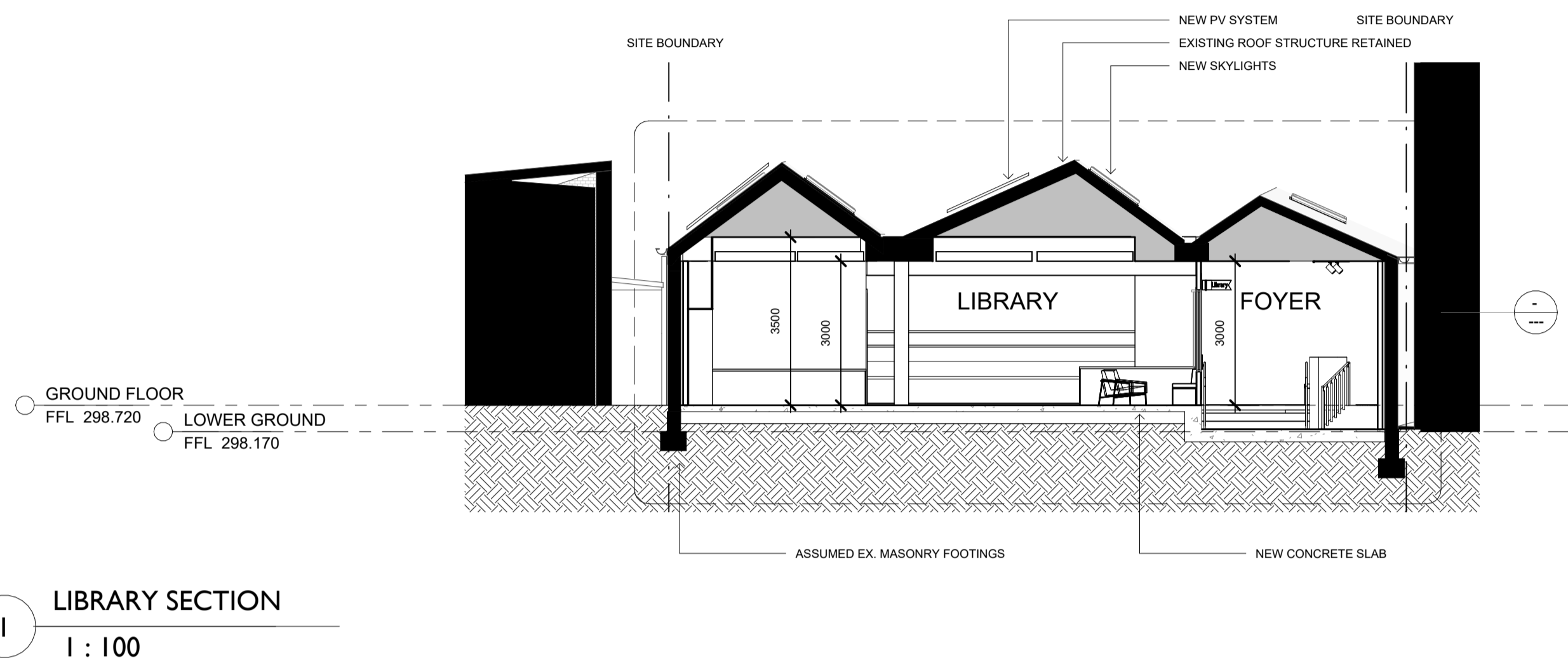
CLIENT/PROJECT
**CABONNE HOME SUPPORT
REFURBISHMENT**
70 GASKILL STREET, CANOWINDRA, NSW
2804

DRAWING TITLE
SECTIONS SHEET 1

DESIGN **PJL** SCALE **1 : 100@ A1** PROJECT **341608-1** REVISION **4**



N
SHEET
CC25



NOT FOR CONSTRUCTION

MATERIALS	SC STEEL COLUMN	FCL FINISHED CEILING LEVEL ABOVE
AL ALUMINIUM	TIL TILE	FFL FINISHED FLOOR LEVEL
BK BRICK	TS TIMBER SCREEN	(N) NEW
CONC CONCRETE	TVV TIMBER V-JOINT	RL RELATIVE LEVEL
CPT CARPET	WPM WATERPROOF MEMBRANE	SKL SKYLIGHT
CFC COMPRESSED FIBRE CEMENT	MISCELLANEOUS	SRL STRUCTURAL REDUCED LEVEL
CLD CLADDING	AHD AUSTRALIAN HEIGHT DATUM	SWO STORMWATER OUTLET
FC FIBRE CEMENT SHEETING	AH ACCESS HATCH	TME TO MATCH EXISTING
G GLASS	CPD CLIPBOARD	TOW TOP OF WALL
MS MILD STEEL	DP DOWNPIPE	UNO UNLESS NOTED OTHERWISE
MDF MEDIUM DENSITY FIBREBOARD	(E) EXISTING	VOS VERIFY ON SITE
PF PAINT FINISH	EJ EXPANSION JOINT	
PBD PLASTERBOARD	F FIXED	
RF ROOF SHEETING		

DRAFT

ALL DIMENSIONS GIVEN ARE IN MILLIMETRES (UNLESS SHOWN OTHERWISE) & ARE TO BE CHECKED AND VERIFIED PRIOR TO CONSTRUCTION. DO NOT SCALE DRAWINGS FOR DIMENSIONS. DIMENSIONS WITH ASTERISKS ARE APPROXIMATE ONLY AND ARE TO BE CHECKED AND VERIFIED ON SITE PRIOR TO CONSTRUCTION.

ALL WORK SHOWN ON THE DRAWINGS COMPRISING THE SET SHALL COMPLY WITH THE BUILDING CODE OF AUSTRALIA & THE REQUIREMENTS OF RELEVANT AUTHORITIES & THEIR CONDITIONS OF CONSENT.

ALL WORKMANSHIP & MATERIALS SHALL COMPLY WITH THE REQUIREMENTS OF THE RELEVANT AUSTRALIAN STANDARDS.

THIS DRAWING TO BE READ IN CONJUNCTION WITH ALL OTHER DRAWINGS & DOCUMENTATION COMPRISING THE SET INCLUDING THE SPECIFICATION AND OTHER CONSULTANT'S DRAWINGS (WHERE SUPPLIED).

REV	DATE	DESCRIPTION
1	21.03.24	Draft DA
2	18.04.24	DA Issue
3	26.08.24	Coordination Issue
4	29.11.24	Tender Issue

CLIENT/PROJECT
**CABONNE HOME SUPPORT
 REFURBISHMENT**
 70 GASKILL STREET, CANOWINDRA, NSW
 2804

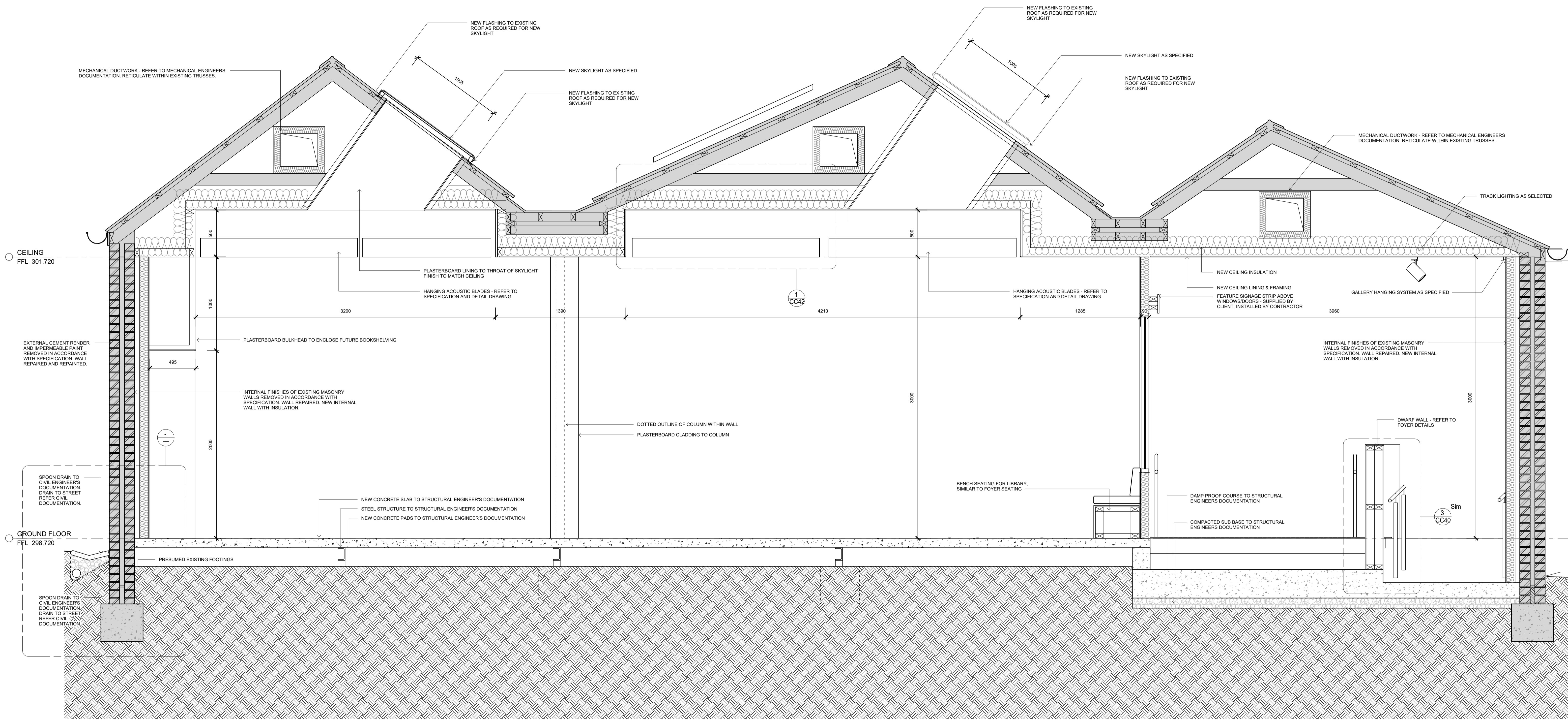
DESIGN **PJL**

DRAWING TITLE
SECTIONS SHEET 2

PROJECT **341608-1** REVISION **4**

SCALE **1 : 100@ A1**





2 LIBRARY DETAIL SECTION
1 : 20

NOT FOR CONSTRUCTION

MATERIALS	SC STEEL COLUMN	FCL FINISHED CEILING LEVEL ABOVE
AL ALUMINIUM	TIL TILE	FFL FINISHED FLOOR LEVEL
BK BRICK	TS TIMBER SCREEN	(N) NEW
CONC CONCRETE	TVV TIMBER V-JOINT	RL RELATIVE LEVEL
CPT CARPET	WPM WATERPROOF MEMBRANE	SKL SKYLIGHT
CFC COMPRESSED FIBRE CEMENT		SRL STRUCTURAL REDUCED LEVEL
CLD CLADDING	MISCELLANEOUS	SWO STORMWATER OUTLET
FC FIBRE CEMENT SHEETING	AHD AUSTRALIAN HEIGHT DATUM	TME TO MATCH EXISTING
G GLASS	AH ACCESS HATCH	TOW TOP OF WALL
MS MILD STEEL	CPD CLIPBOARD	UNO UNLESS NOTED OTHERWISE
MDF MEDIUM DENSITY FIBREBOARD	DP DOWNPIPE	VOS VERIFY ON SITE
PF PAINT FINISH	(E) EXISTING	
PBD PLASTERBOARD	EJ EXPANSION JOINT	
RF ROOF SHEETING	F FIXED	

DRAFT

ALL DIMENSIONS GIVEN ARE IN MILLIMETRES (UNLESS SHOWN OTHERWISE) & ARE TO BE CHECKED AND VERIFIED PRIOR TO CONSTRUCTION. DO NOT SCALE DRAWINGS FOR DIMENSIONS. DIMENSIONS WITH ASTERISKS ARE APPROXIMATE ONLY AND ARE TO BE CHECKED AND VERIFIED ON SITE PRIOR TO CONSTRUCTION.

ALL WORK SHOWN ON THE DRAWINGS COMPRISING THE SET SHALL COMPLY WITH THE BUILDING CODE OF AUSTRALIA & THE REQUIREMENTS OF RELEVANT AUTHORITIES & THEIR CONDITIONS OF CONSENT.

ALL WORKMANSHIP & MATERIALS SHALL COMPLY WITH THE REQUIREMENTS OF THE RELEVANT AUSTRALIAN STANDARDS.

THIS DRAWING TO BE READ IN CONJUNCTION WITH ALL OTHER DRAWINGS & DOCUMENTATION COMPRISING THE SET INCLUDING THE SPECIFICATION AND OTHER CONSULTANT'S DRAWINGS (WHERE SUPPLIED).

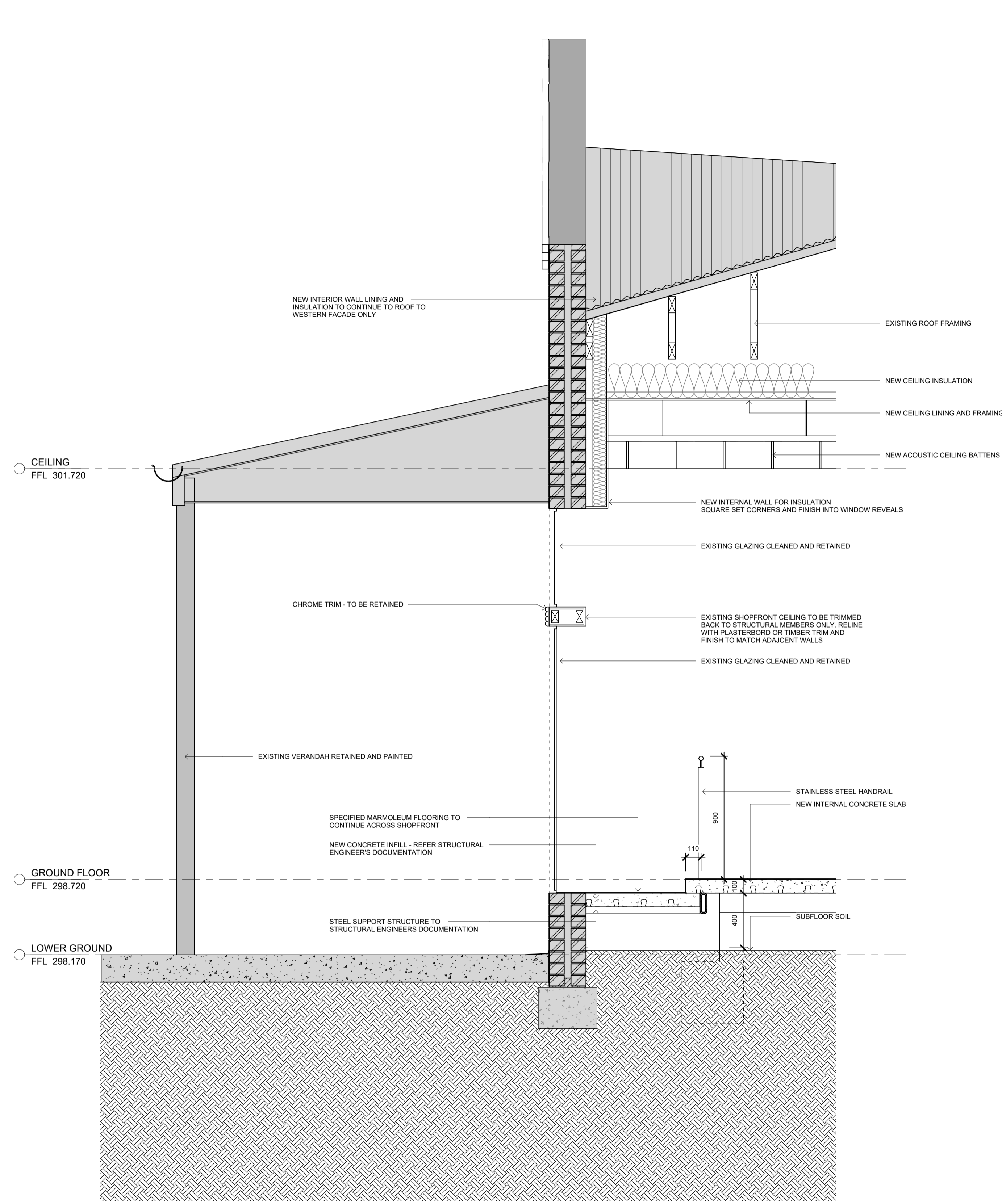
REV	DATE	DESCRIPTION
1	26.08.24	Coordination Issue
2	29.11.24	Tender Issue

CLIENT/PROJECT
CABONNE HOME SUPPORT REFURBISHMENT
70 GASKILL STREET, CANOWINDRA, NSW
2804

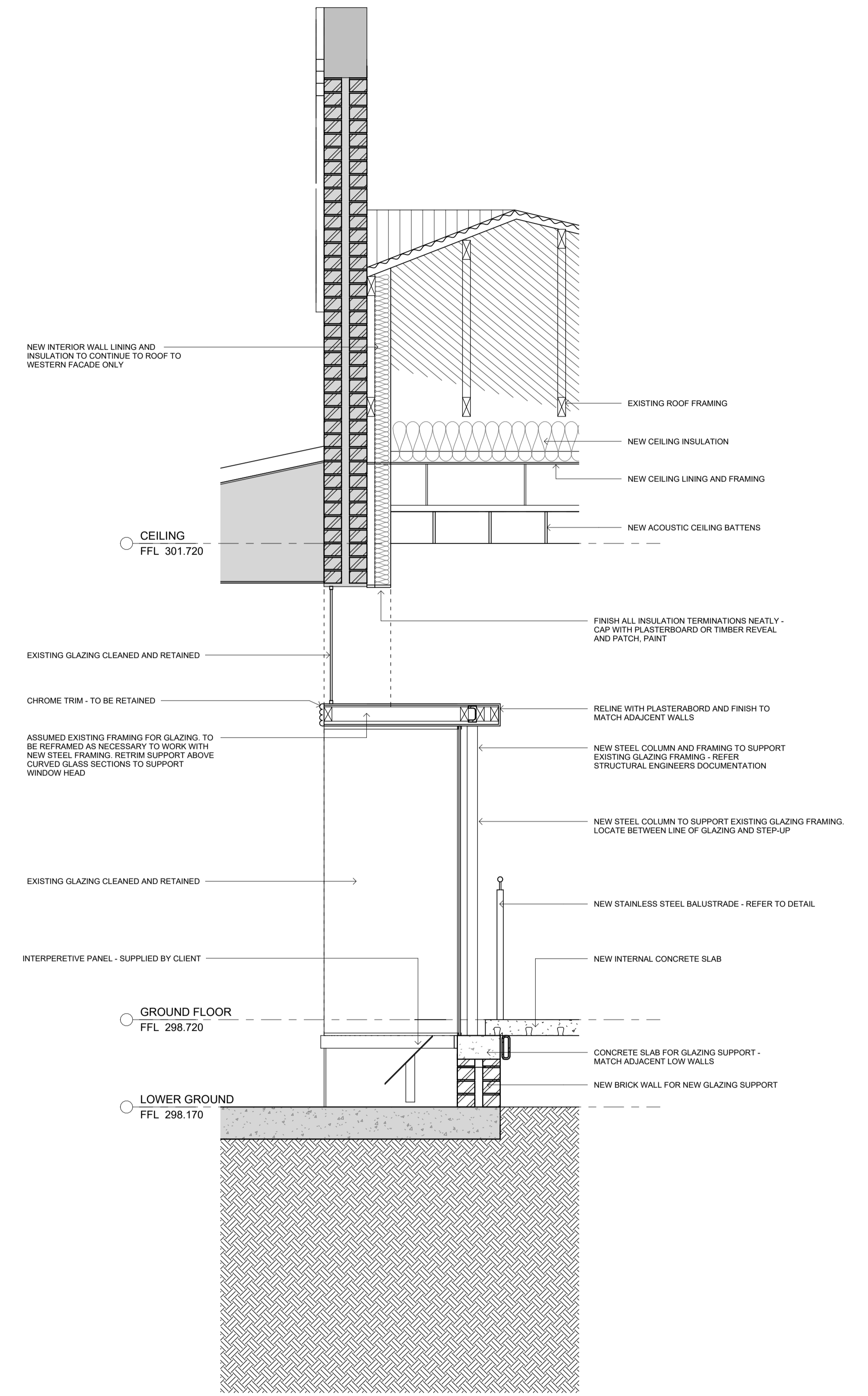
DRAWING TITLE
DETAIL SECTION 1

DESIGN **PJL** SCALE 1 : 20 @ A1 PROJECT 341608-1 REVISION 2





1 TYPICAL LIBRARY FACADE DETAIL SECTION
1 : 20



2 LIBRARY DOOR INFILL DETAIL SECTION
1 : 20

NOT FOR CONSTRUCTION

MATERIALS	SC STEEL COLUMN	FCL FINISHED CEILING LEVEL ABOVE
AL ALUMINIUM	TIL TILE	FFL FINISHED FLOOR LEVEL
BK BRICK	TS TIMBER SCREEN	(N) NEW
CONC CONCRETE	TVV TIMBER V-JOINT	RL RELATIVE LEVEL
CPT CARPET	WPM WATERPROOF MEMBRANE	SKL SKYLIGHT
CFC COMPRESSED FIBRE CEMENT		SRL STRUCTURAL REDUCED LEVEL
CLD CLADDING	MISCELLANEOUS	SWO STORMWATER OUTLET
FC FIBRE CEMENT SHEETING	AHD AUSTRALIAN HEIGHT DATUM	TME TO MATCH EXISTING
G GLASS	AH ACCESS HATCH	TOW TOP OF WALL
MS MILD STEEL	CPD CLIPBOARD	UNO UNLESS NOTED OTHERWISE
MDF MEDIUM DENSITY FIBREBOARD	DP DOWNPIPE	VOS VERIFY ON SITE
PF PAINT FINISH	(E) EXISTING	
PBD PLASTERBOARD	EJ EXPANSION JOINT	
RF ROOF SHEETING	F FIXED	

DRAFT

ALL DIMENSIONS GIVEN ARE IN MILLIMETRES (UNLESS SHOWN OTHERWISE) & ARE TO BE CHECKED AND VERIFIED PRIOR TO CONSTRUCTION. DO NOT SCALE DRAWINGS FOR DIMENSIONS. DIMENSIONS WITH ASTERISKS ARE APPROXIMATE ONLY AND ARE TO BE CHECKED AND VERIFIED ON SITE PRIOR TO CONSTRUCTION.

ALL WORK SHOWN ON THE DRAWINGS COMPRISING THE SET SHALL COMPLY WITH THE BUILDING CODE OF AUSTRALIA & THE REQUIREMENTS OF RELEVANT AUTHORITIES & THEIR CONDITIONS OF CONSENT.

ALL WORKMANSHIP & MATERIALS SHALL COMPLY WITH THE REQUIREMENTS OF THE RELEVANT AUSTRALIAN STANDARDS.

THIS DRAWING TO BE READ IN CONJUNCTION WITH ALL OTHER DRAWINGS & DOCUMENTATION COMPRISING THE SET INCLUDING THE SPECIFICATION AND OTHER CONSULTANT'S DRAWINGS (WHERE SUPPLIED).

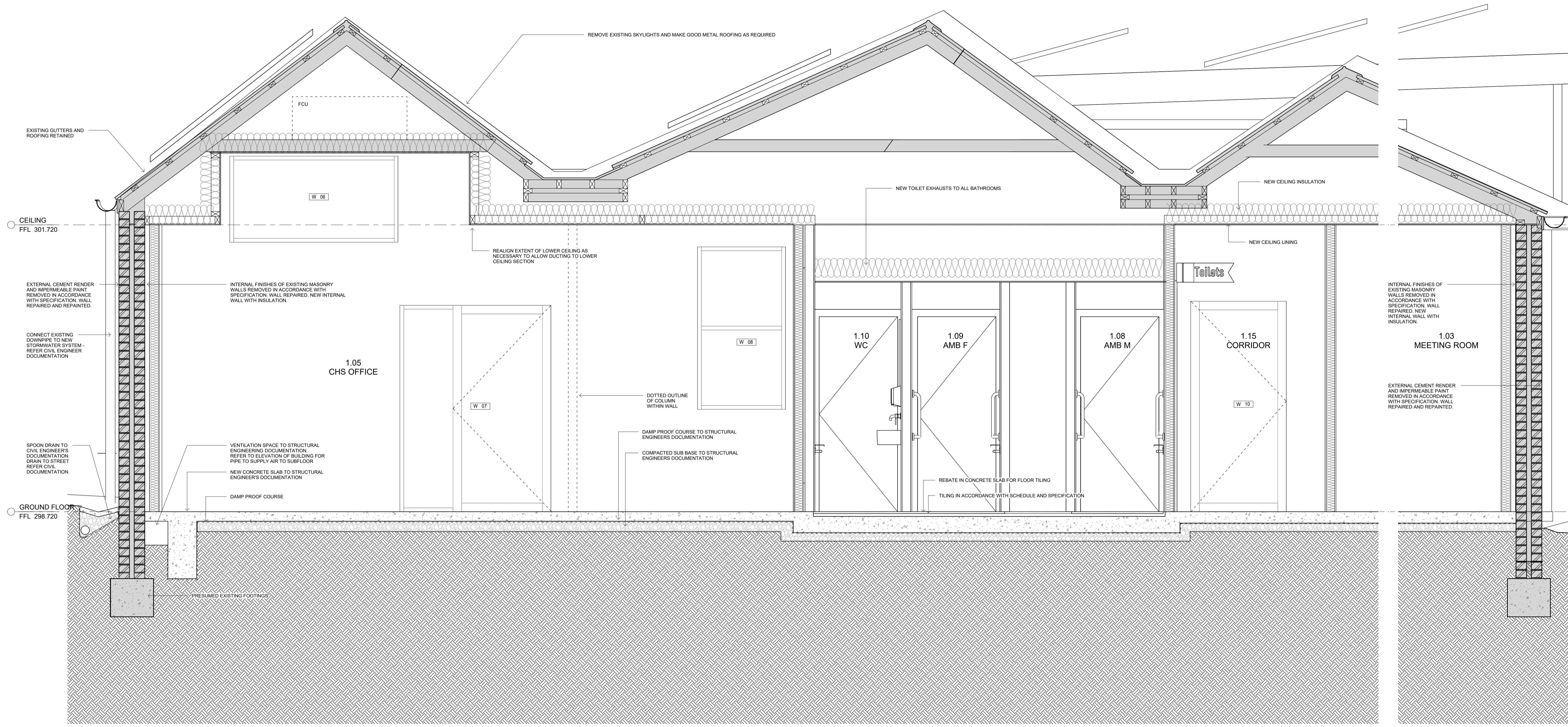
REV	DATE	DESCRIPTION
1	26.08.24	Coordination Issue
2	29.11.24	Tender Issue

CLIENT/PROJECT
**CABONNE HOME SUPPORT
REFURBISHMENT**
70 GASKILL STREET, CANOWINDRA, NSW
2804

DRAWING TITLE
DETAIL SECTION 2

DESIGN **PJL** SCALE 1:20 @ A1 PROJECT **341608-1** REVISION **2**





NOT FOR CONSTRUCTION

MATERIALS	SC STEEL COLUMN	FCL FINISHED CEILING LEVEL ABOVE
AL ALUMINIUM	TIL TILE	FFL FINISHED FLOOR LEVEL
BK BRICK	TS TIMBER SCREEN	(N) NEW
CONC CONCRETE	TVV TIMBER V-JOINT	RL RELATIVE LEVEL
CPT CARPET	WPM WATERPROOF MEMBRANE	SKL SKYLIGHT
CFC COMPRESSED FIBRE CEMENT		SRL STRUCTURAL REDUCED LEVEL
CLD CLADDING	MISCELLANEOUS	SWO STORMWATER OUTLET
FC FIBRE CEMENT SHEETING	AHD AUSTRALIAN HEIGHT DATUM	TME TO MATCH EXISTING
G GLASS	AH ACCESS HATCH	TOW TOP OF WALL
MS MILD STEEL	CPD CLIPBOARD	UNO UNLESS NOTED OTHERWISE
MDF MEDIUM DENSITY FIBREBOARD	DP DOWNPIPE	VOS VERIFY ON SITE
PF PAINT FINISH	(E) EXISTING	
PBD PLASTERBOARD	EJ EXPANSION JOINT	
RF ROOF SHEETING	F FIXED	

DRAFT

ALL DIMENSIONS GIVEN ARE IN MILLIMETRES (UNLESS SHOWN OTHERWISE) & ARE TO BE CHECKED AND VERIFIED PRIOR TO CONSTRUCTION. DO NOT SCALE DRAWINGS FOR DIMENSIONS. DIMENSIONS WITH ASTERISKS ARE APPROXIMATE ONLY AND ARE TO BE CHECKED AND VERIFIED ON SITE PRIOR TO CONSTRUCTION.

ALL WORK SHOWN ON THE DRAWINGS COMPRISING THE SET SHALL COMPLY WITH THE BUILDING CODE OF AUSTRALIA & THE REQUIREMENTS OF RELEVANT AUTHORITIES & THEIR CONDITIONS OF CONSENT.

ALL WORKMANSHIP & MATERIALS SHALL COMPLY WITH THE REQUIREMENTS OF THE RELEVANT AUSTRALIAN STANDARDS.

THIS DRAWING TO BE READ IN CONJUNCTION WITH ALL OTHER DRAWINGS & DOCUMENTATION COMPRISING THE SET INCLUDING THE SPECIFICATION AND OTHER CONSULTANT'S DRAWINGS (WHERE SUPPLIED).

REV	DATE	DESCRIPTION
1	26.08.24	Coordination Issue
2	29.11.24	Tender Issue

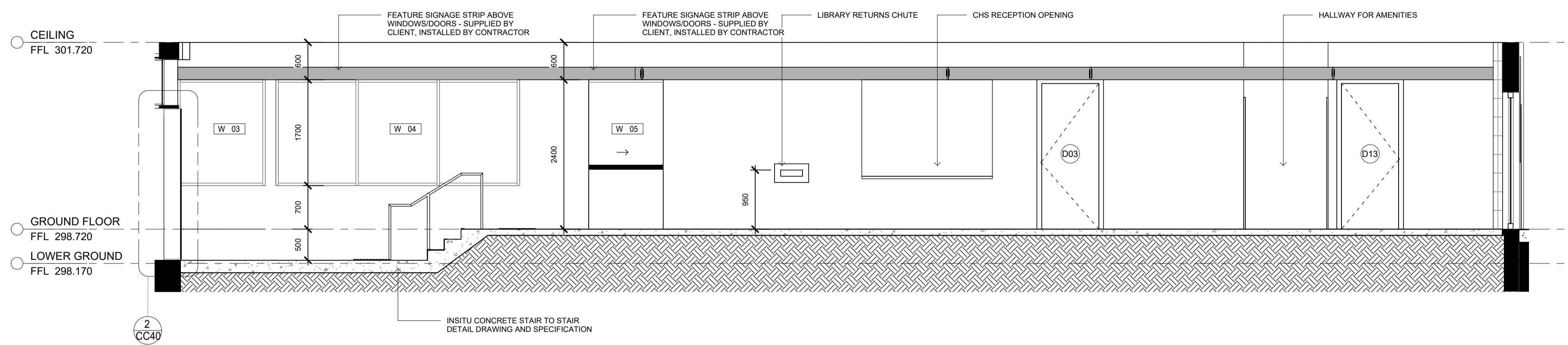
CLIENT/PROJECT
**CABONNE HOME SUPPORT
 REFURBISHMENT**
 70 GASKILL STREET, CANOWINDRA, NSW
 2804

DRAWING TITLE
DETAIL SECTION 3

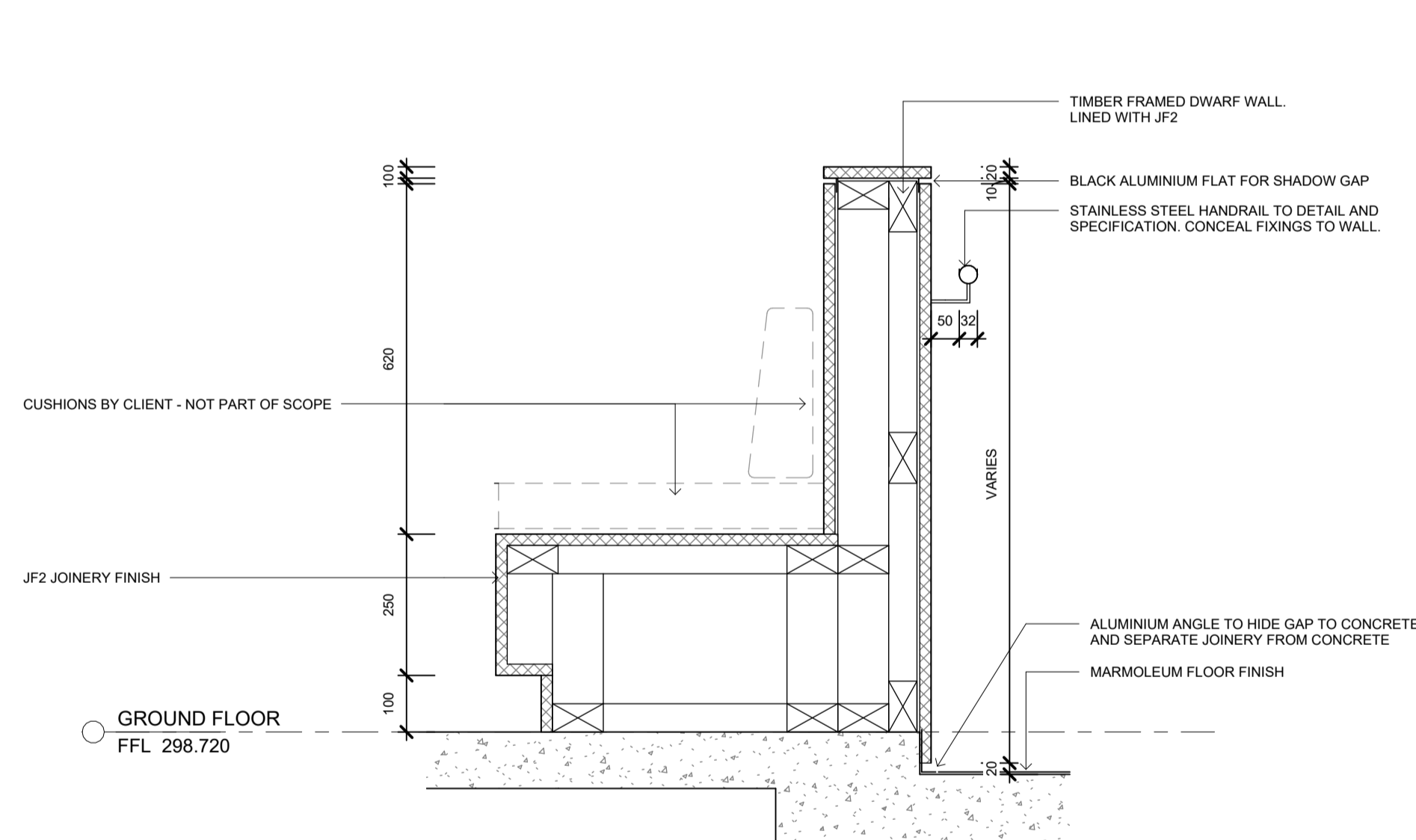
DESIGN **PJL** SCALE 1:20 @ A1 PROJECT **341608-1** REVISION **2**



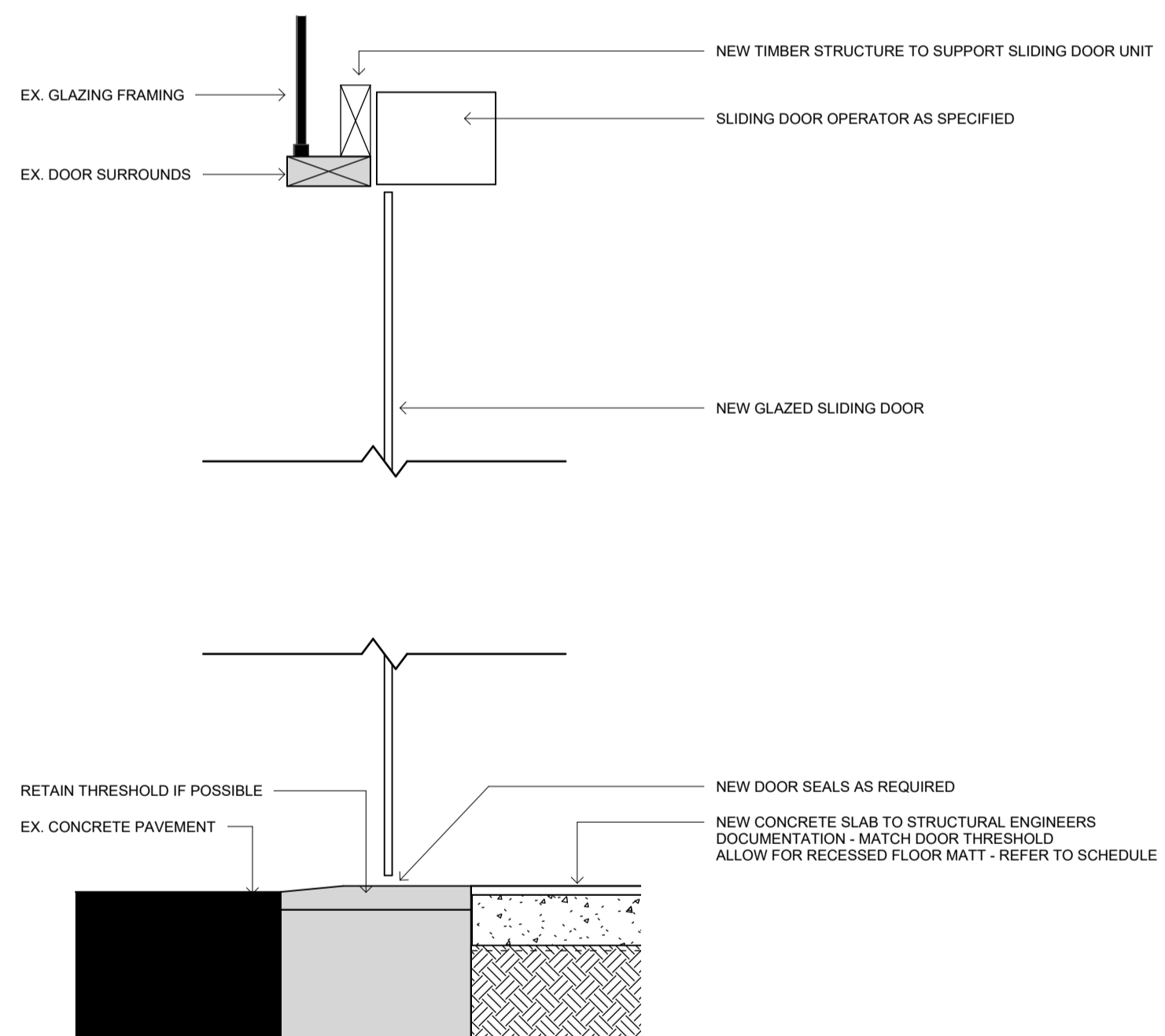
N
 SHEET
CC32



1 FOYER INTERNAL ELEVATION
1 : 50



3 FOYER BENCH SEATING - LIBRARY AND FOYER TYPICAL
1 : 10



2 NEW ENTRY DOOR DETAIL SECTION
1 : 10

NOT FOR CONSTRUCTION

MATERIALS	SC	STEEL COLUMN	FCL	FINISHED CEILING LEVEL ABOVE
AL ALUMINIUM	TIL TILE		FFL FINISHED FLOOR LEVEL	
BK BRICK	TS TIMBER SCREEN		N NEW RELATIVE LEVEL	
CONC CONCRETE	TVV TIMBER V-JOINT		RL RELATIVE LEVEL	
CPT CARPET	WPM WATERPROOF MEMBRANE		SKL SKYLIGHT	
CFC COMPRESSED FIBRE CEMENT			SRL STRUCTURAL REDUCED LEVEL	
CLD CLADDING	MISCELLANEOUS		SWO STORMWATER OUTLET	
FC FIBRE CEMENT SHEETING	AHD AUSTRALIAN HEIGHT DATUM		TME TO MATCH EXISTING	
G GLASS	AH ACCESS HATCH		TOW TOP OF WALL	
MS MILD STEEL	CPD CLIPBOARD		UNO UNLESS NOTED OTHERWISE	
MDF MEDIUM DENSITY FIBREBOARD	DP DOWNPIPE		VOS VERIFY ON SITE	
PF PAINT FINISH	(E) EXISTING			
PBD PLASTERBOARD	EJ EXPANSION JOINT			
RF ROOF SHEETING	F FIXED			

DRAFT

ALL DIMENSIONS GIVEN ARE IN MILLIMETRES (UNLESS SHOWN OTHERWISE) & ARE TO BE CHECKED AND VERIFIED PRIOR TO CONSTRUCTION. DO NOT SCALE DRAWINGS FOR DIMENSIONS. DIMENSIONS WITH ASTERISKS ARE APPROXIMATE ONLY AND ARE TO BE CHECKED AND VERIFIED ON SITE PRIOR TO CONSTRUCTION.

ALL WORK SHOWN ON THE DRAWINGS COMPRISING THE SET SHALL COMPLY WITH THE BUILDING CODE OF AUSTRALIA & THE REQUIREMENTS OF RELEVANT AUTHORITIES & THEIR CONDITIONS OF CONSENT.

ALL WORKMANSHIP & MATERIALS SHALL COMPLY WITH THE REQUIREMENTS OF THE RELEVANT AUSTRALIAN STANDARDS.

THIS DRAWING TO BE READ IN CONJUNCTION WITH ALL OTHER DRAWINGS & DOCUMENTATION COMPRISING THE SET INCLUDING THE SPECIFICATION AND OTHER CONSULTANT'S DRAWINGS (WHERE SUPPLIED).

REV	DATE	DESCRIPTION
1	26.08.24	Coordination Issue
2	29.11.24	Tender Issue

CLIENT/PROJECT
CABONNE HOME SUPPORT REFURBISHMENT
70 GASKILL STREET, CANOWINDRA, NSW 2804

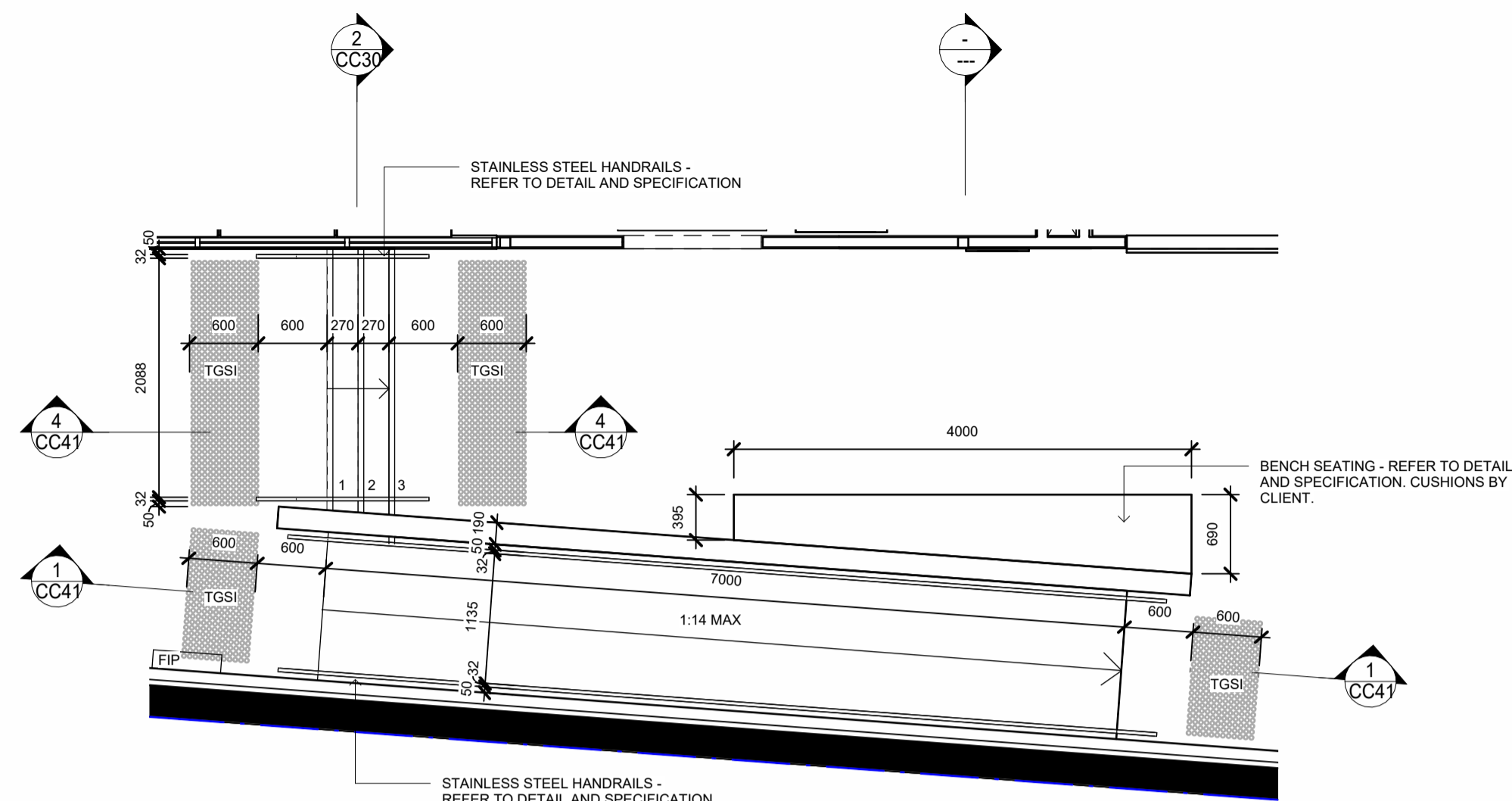
DESIGN **PJL** SCALE **As indicated**

DRAWING TITLE
FOYER DETAILS

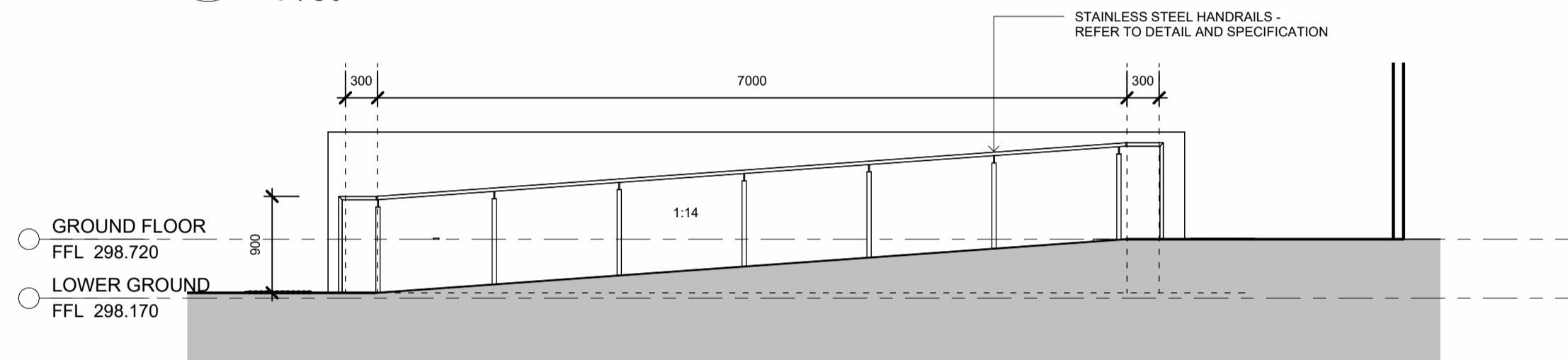
PROJECT **341608-1** REVISION **2**



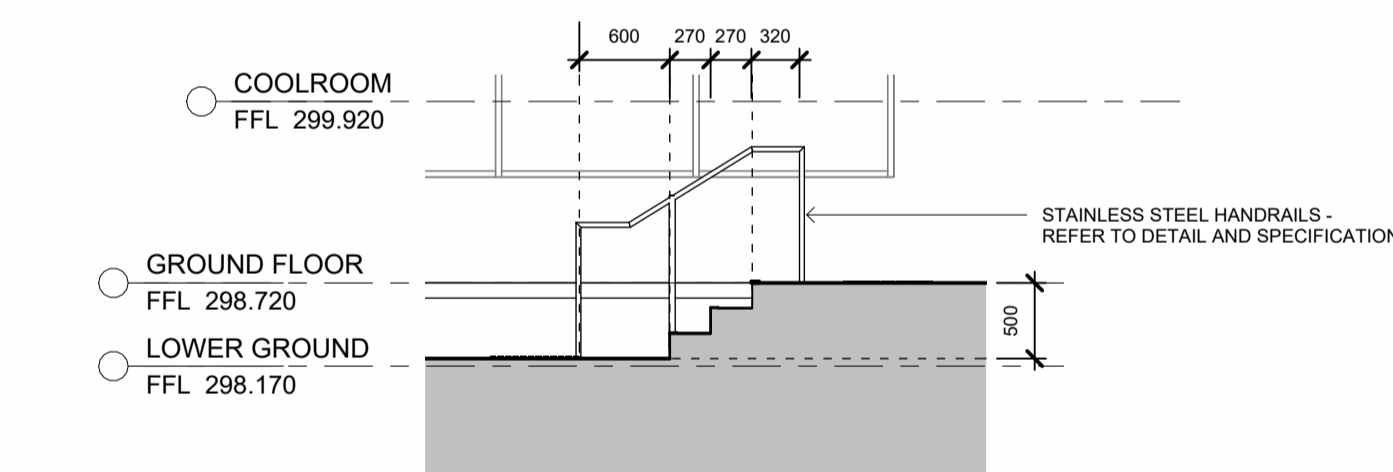
N
SHEET **CC40**



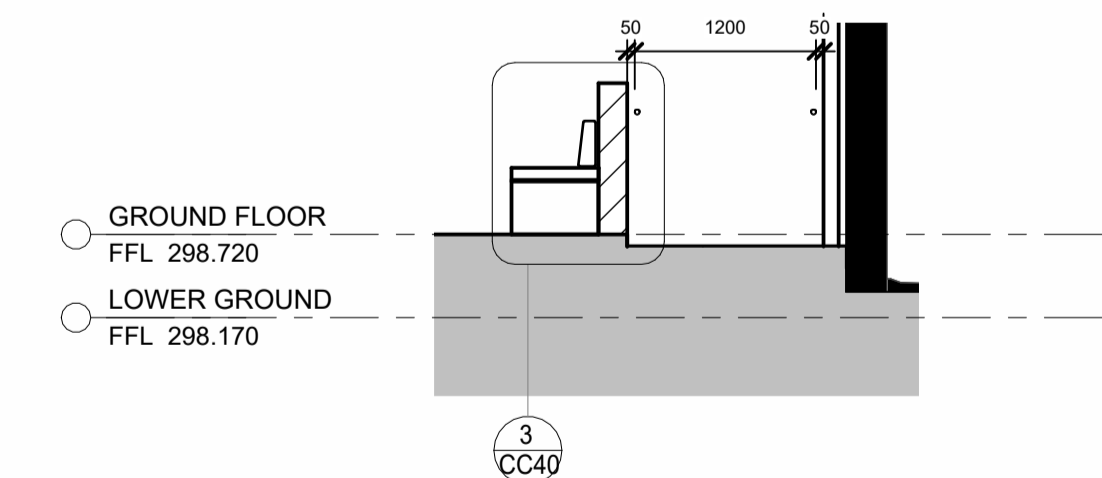
5 Foyer Stairs and Ramp Detail Plan
1 : 50



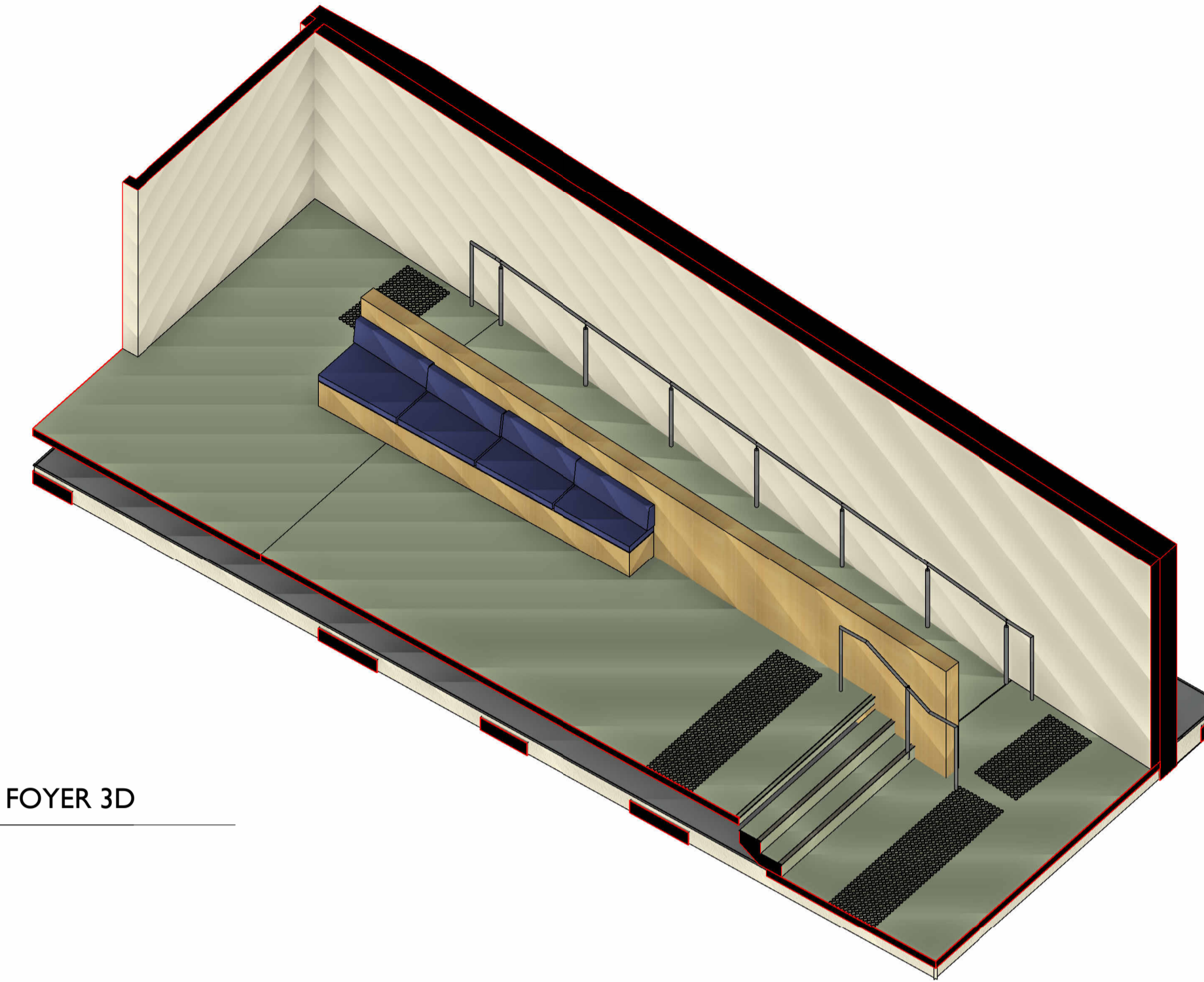
1 Entry Ramp Section
1 : 50



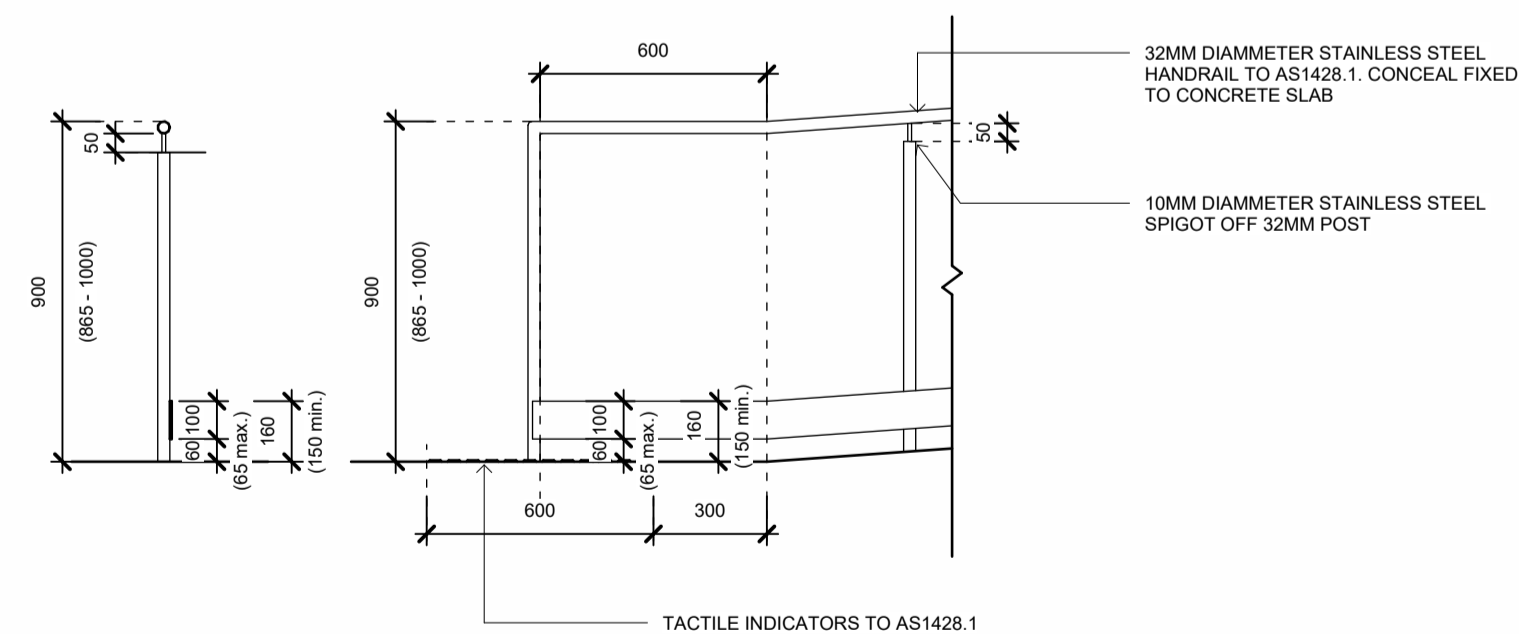
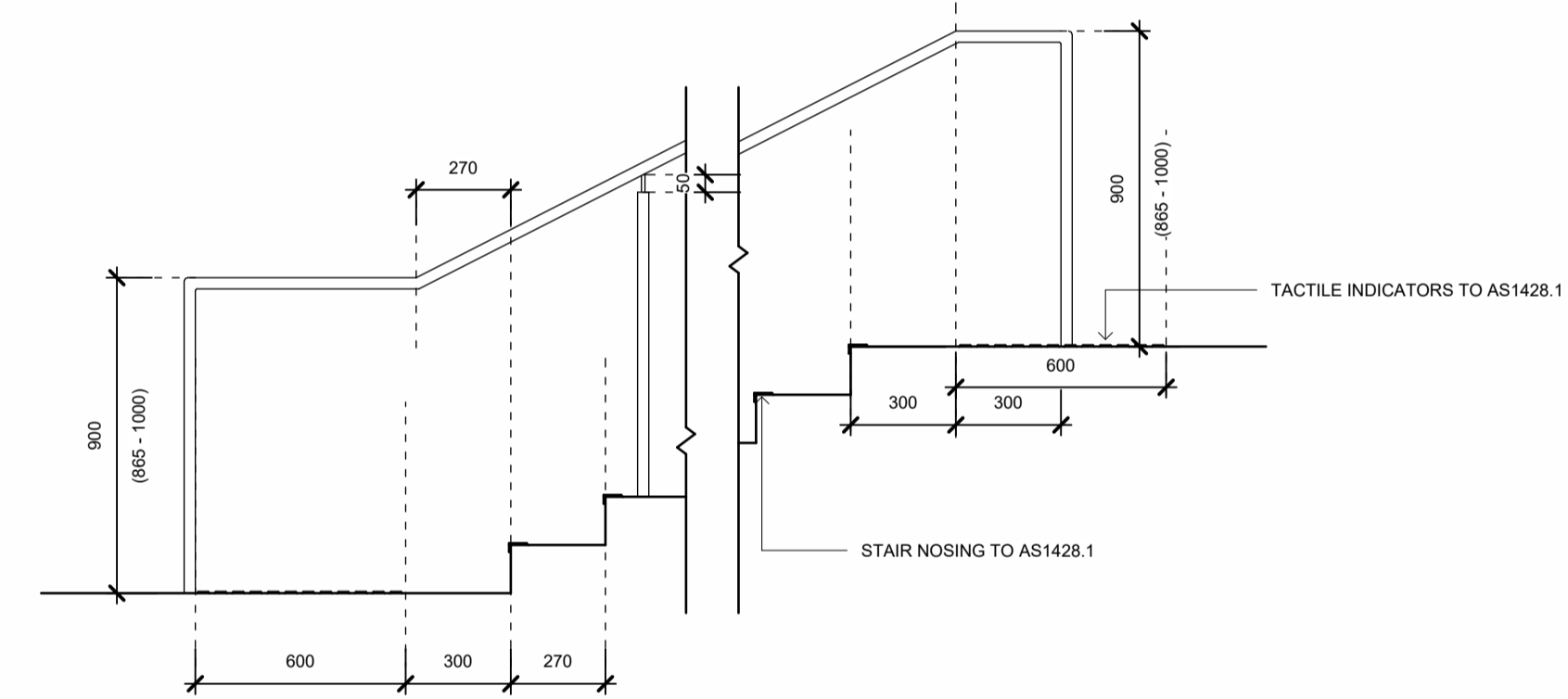
4 Entry Stair Section
1 : 50



3 Bench and Ramp Section
1 : 50



2 Foyer 3D



6 Stair and Ramp Details
1 : 20

NOT FOR CONSTRUCTION

MATERIALS	SC	STEEL COLUMN	FCL	FINISHED CEILING LEVEL ABOVE
AL ALUMINIUM	TIL	TILE	FFL	FINISHED FLOOR LEVEL
BK BRICK	TS	TIMBER SCREEN	(N)	NEW
CONC CONCRETE	TVV	TIMBER V-JOINT	RL	RELATIVE LEVEL
CPT CARPET	WPM	WATERPROOF MEMBRANE	SKL	SKYLIGHT
CFC COMPRESSED FIBRE CEMENT			SRL	STRUCTURAL REDUCED LEVEL
CLD CLADDING			SWO	STORMWATER OUTLET
FC FIBRE CEMENT SHEETING	AHD	AUSTRALIAN HEIGHT DATUM	TME	TO MATCH EXISTING
G GLASS	AH	ACCESS HATCH	TOW	TOP OF WALL
MS MILD STEEL	CPD	CLIPBOARD	UNO	UNLESS NOTED OTHERWISE
MDF MEDIUM DENSITY FIBREBOARD	DP	DOWNPIPE	VOS	VERIFY ON SITE
PF PAINT FINISH	(E)	EXISTING		
PBD PLASTERBOARD	EJ	EXPANSION JOINT		
RF ROOF SHEETING	F	FIXED		

DRAFT

ALL DIMENSIONS GIVEN ARE IN MILLIMETRES (UNLESS SHOWN OTHERWISE) & ARE TO BE CHECKED AND VERIFIED PRIOR TO CONSTRUCTION. DO NOT SCALE DRAWINGS FOR DIMENSIONS. DIMENSIONS WITH ASTERISKS ARE APPROXIMATE ONLY AND ARE TO BE CHECKED AND VERIFIED ON SITE PRIOR TO CONSTRUCTION.
ALL WORK SHOWN ON THE DRAWINGS COMPRISING THE SET SHALL COMPLY WITH THE BUILDING CODE OF AUSTRALIA & THE REQUIREMENTS OF RELEVANT AUTHORITIES & THEIR CONDITIONS OF CONSENT.
ALL WORKMANSHIP & MATERIALS SHALL COMPLY WITH THE REQUIREMENTS OF THE RELEVANT AUSTRALIAN STANDARDS.
THIS DRAWING TO BE READ IN CONJUNCTION WITH ALL OTHER DRAWINGS & DOCUMENTATION COMPRISING THE SET INCLUDING THE SPECIFICATION AND OTHER CONSULTANT'S DRAWINGS (WHERE SUPPLIED).

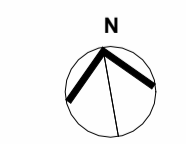
REV	DATE	DESCRIPTION
1	26.08.24	Coordination Issue
2	29.11.24	Tender Issue

CLIENT/PROJECT
**CABONNE HOME SUPPORT
REFURBISHMENT**
70 GASKILL STREET, CANOWINDRA, NSW
2804

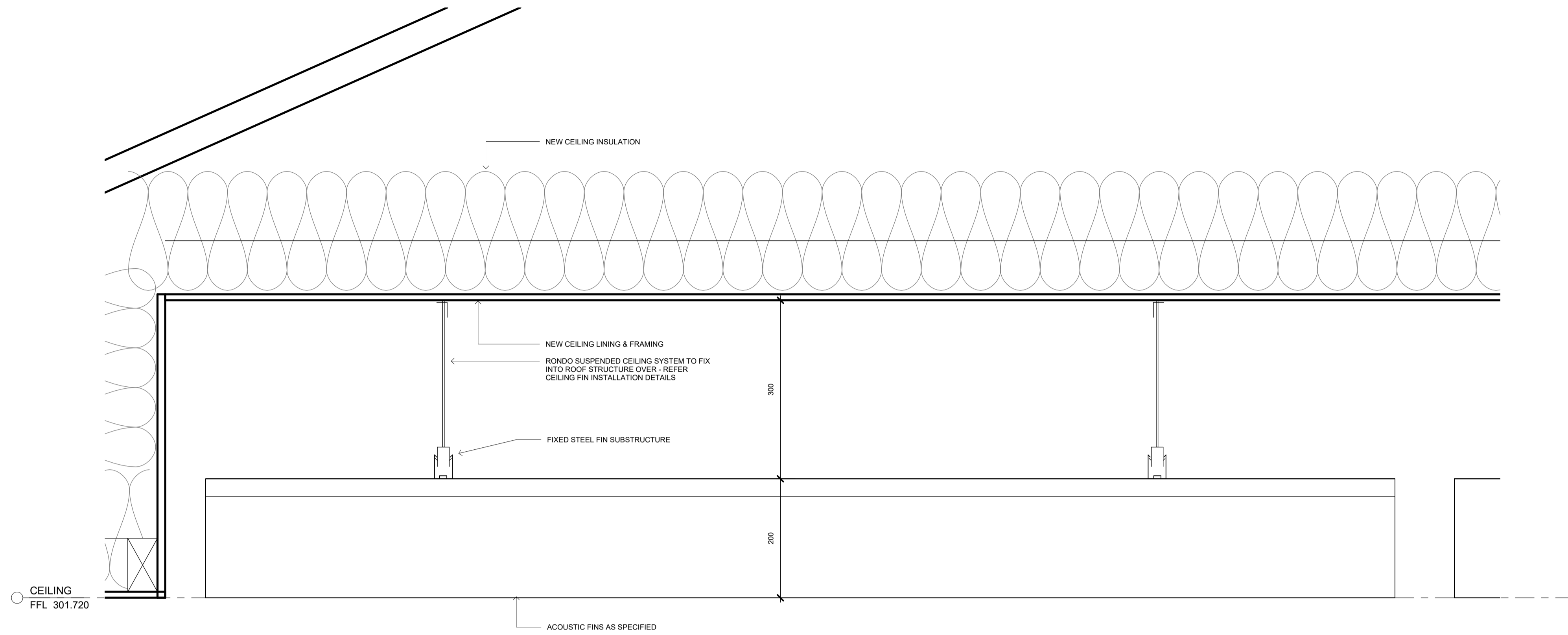
DRAWING TITLE
**RAMP AND STAIR
DETAILS SHEET 1**

DESIGN **PJL** SCALE **As indicated**

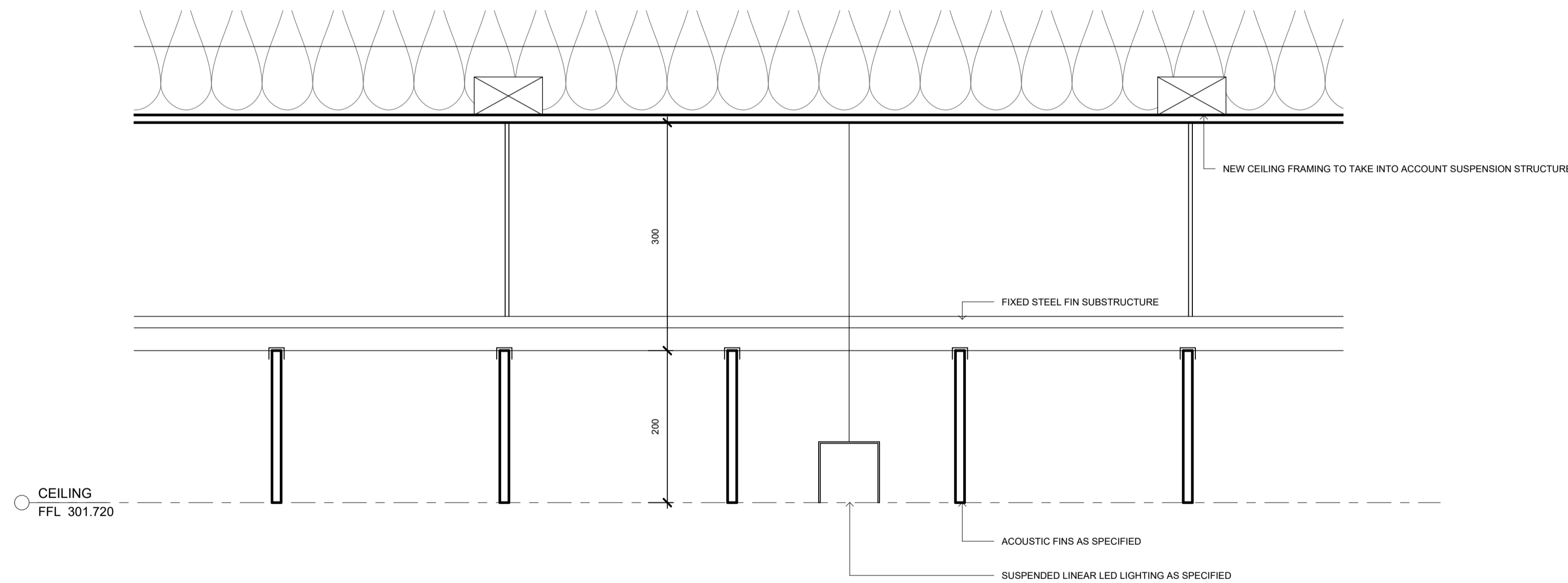
PROJECT **341608-1** REVISION **2**



SHEET
CC41



1 LIBRARY CEILING DETAIL SECTION 1
1:5



2 LIBRARY CEILING DETAIL SECTION 2
1:5

NOT FOR CONSTRUCTION

MATERIALS	SC STEEL COLUMN	FCL FINISHED CEILING LEVEL ABOVE
AL ALUMINIUM	TIL TILE	FFL FINISHED FLOOR LEVEL
BK BRICK	TS TIMBER SCREEN	(N) NEW
CONC CONCRETE	TVV TIMBER V-JOINT	RL RELATIVE LEVEL
CPT CARPET	WPM WATERPROOF MEMBRANE	SKL SKYLIGHT
CFC COMPRESSED FIBRE CEMENT		SRL STRUCTURAL REDUCED LEVEL
CLD CLADDING		SWO STORMWATER OUTLET
FC FIBRE CEMENT SHEETING	AHD AUSTRALIAN HEIGHT DATUM	TME TO MATCH EXISTING
G GLASS	AH ACCESS HATCH	TOW TOP OF WALL
MS MILD STEEL	CPD CLIPBOARD	UNO UNLESS NOTED OTHERWISE
MDF MEDIUM DENSITY FIBREBOARD	DP DOWNPIPE	VOS VERIFY ON SITE
PF PAINT FINISH	(E) EXISTING	
PBD PLASTERBOARD	EJ EXPANSION JOINT	
RF ROOF SHEETING	F FIXED	

DRAFT

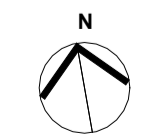
ALL DIMENSIONS GIVEN ARE IN MILLIMETRES (UNLESS SHOWN OTHERWISE) & ARE TO BE CHECKED AND VERIFIED PRIOR TO CONSTRUCTION. DO NOT SCALE DRAWINGS FOR DIMENSIONS. DIMENSIONS WITH ASTERISKS ARE APPROXIMATE ONLY AND ARE TO BE CHECKED AND VERIFIED ON SITE PRIOR TO CONSTRUCTION.
ALL WORK SHOWN ON THE DRAWINGS COMPRISING THE SET SHALL COMPLY WITH THE BUILDING CODE OF AUSTRALIA & THE REQUIREMENTS OF RELEVANT AUTHORITIES & THEIR CONDITIONS OF CONSENT.
ALL WORKMANSHIP & MATERIALS SHALL COMPLY WITH THE REQUIREMENTS OF THE RELEVANT AUSTRALIAN STANDARDS.
THIS DRAWING TO BE READ IN CONJUNCTION WITH ALL OTHER DRAWINGS & DOCUMENTATION COMPRISING THE SET INCLUDING THE SPECIFICATION AND OTHER CONSULTANT'S DRAWINGS (WHERE SUPPLIED).

REV	DATE	DESCRIPTION
1	26.08.24	Coordination Issue
2	29.11.24	Tender Issue

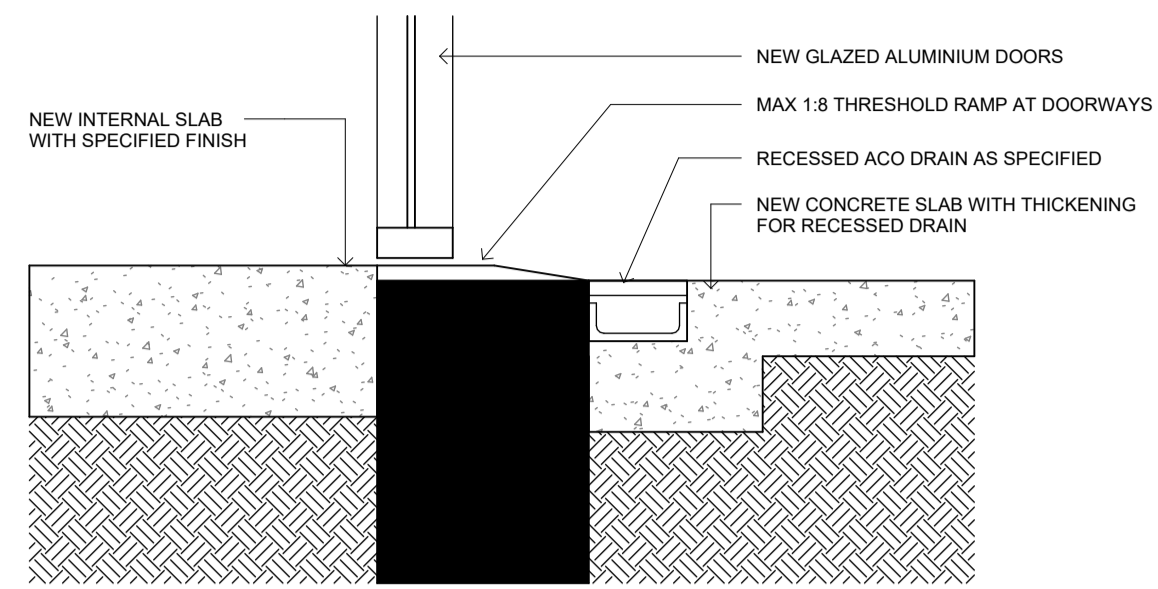
CLIENT/PROJECT
**CABONNE HOME SUPPORT
REFURBISHMENT**
70 GASKILL STREET, CANOWINDRA, NSW
2804

DRAWING TITLE
**LIBRARY CEILING
DETAILS**

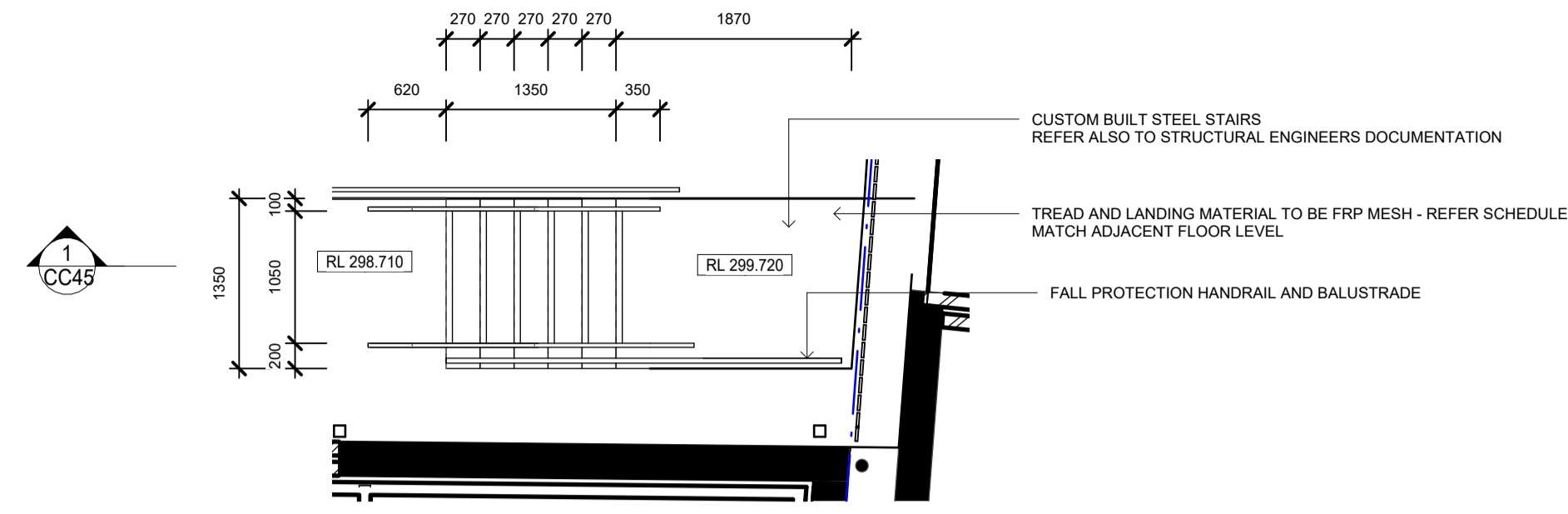
DESIGN **PJL** SCALE 1:5 @ A1 PROJECT **341608-1** REVISION **2**



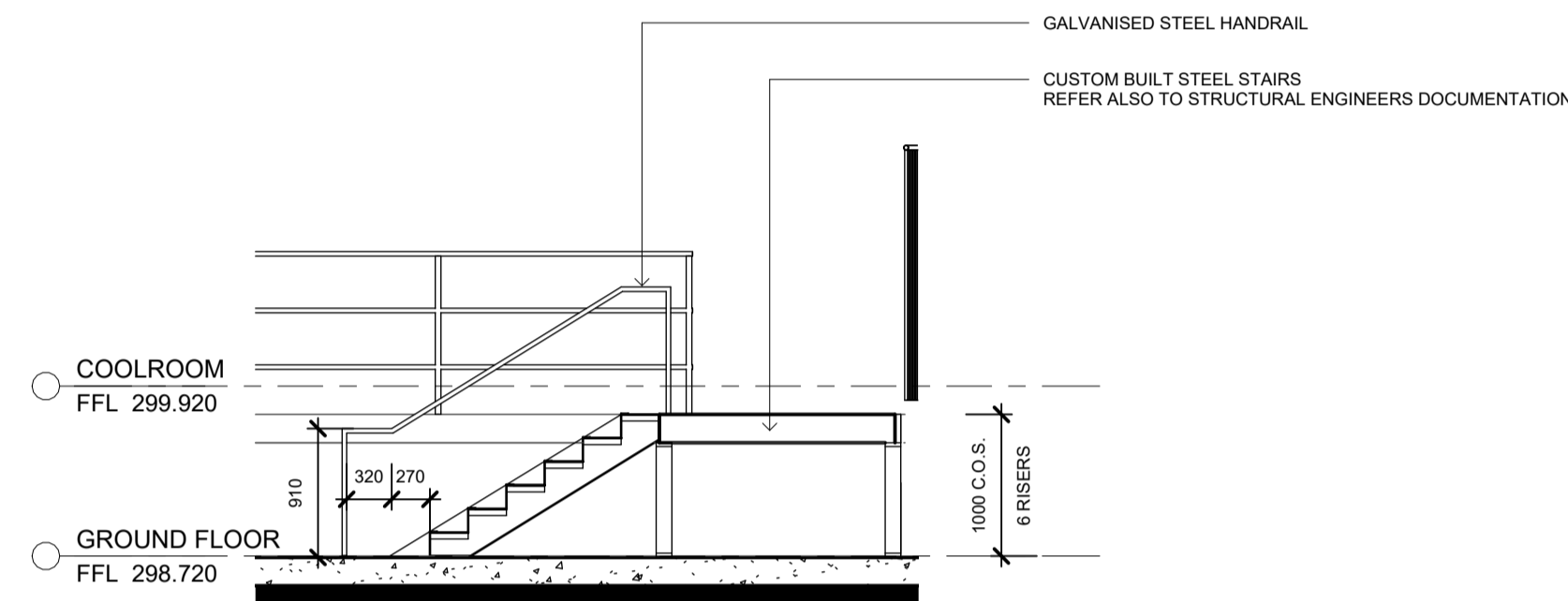
SHEET
CC42



3 REAR DOOR THRESHOLD TYPICAL
1 : 10



2 COOLROOM ACCESS STAIRS DETAIL PLAN
1 : 50



1 COOLROOM STAIR SECTION
1 : 50

NOT FOR CONSTRUCTION

MATERIALS	SC STEEL COLUMN	FCL FINISHED CEILING LEVEL ABOVE
AL ALUMINIUM	TIL TILE	FFL FINISHED FLOOR LEVEL
BK BRICK	TS TIMBER SCREEN	(N) NEW
CONC CONCRETE	TVV TIMBER V-JOINT	RL RELATIVE LEVEL
CPT CARPET	WPM WATERPROOF MEMBRANE	SKL SKYLIGHT
CFC COMPRESSED FIBRE CEMENT	MISCELLANEOUS	SRL STRUCTURAL REDUCED LEVEL
CLD CLADDING	AHD AUSTRALIAN HEIGHT DATUM	SWO STORMWATER OUTLET
FC FIBRE CEMENT SHEETING	AH ACCESS HATCH	TME TO MATCH EXISTING
G GLASS	CPD CLIPBOARD	TOW TOP OF WALL
MS MILD STEEL	DP DOWNPIPE	UNO UNLESS NOTED OTHERWISE
MDF MEDIUM DENSITY FIBREBOARD	(E) EXISTING	VOS VERIFY ON SITE
PF PAINT FINISH	EJ EXPANSION JOINT	
PBD PLASTERBOARD	F FIXED	
RF ROOF SHEETING		

DRAFT

ALL DIMENSIONS GIVEN ARE IN MILLIMETRES (UNLESS SHOWN OTHERWISE) & ARE TO BE CHECKED AND VERIFIED PRIOR TO CONSTRUCTION. DO NOT SCALE DRAWINGS FOR DIMENSIONS. DIMENSIONS WITH ASTERISKS ARE APPROXIMATE ONLY AND ARE TO BE CHECKED AND VERIFIED ON SITE PRIOR TO CONSTRUCTION.
ALL WORK SHOWN ON THE DRAWINGS COMPRISING THE SET SHALL COMPLY WITH THE BUILDING CODE OF AUSTRALIA & THE REQUIREMENTS OF RELEVANT AUTHORITIES & THEIR CONDITIONS OF CONSENT.
ALL WORKMANSHIP & MATERIALS SHALL COMPLY WITH THE REQUIREMENTS OF THE RELEVANT AUSTRALIAN STANDARDS.
THIS DRAWING TO BE READ IN CONJUNCTION WITH ALL OTHER DRAWINGS & DOCUMENTATION COMPRISING THE SET INCLUDING THE SPECIFICATION AND OTHER CONSULTANT'S DRAWINGS (WHERE SUPPLIED).

REV	DATE	DESCRIPTION
1	29.11.24	Tender Issue

CLIENT/PROJECT
**CABONNE HOME SUPPORT
REFURBISHMENT**
70 GASKILL STREET, CANOWINDRA, NSW
2804

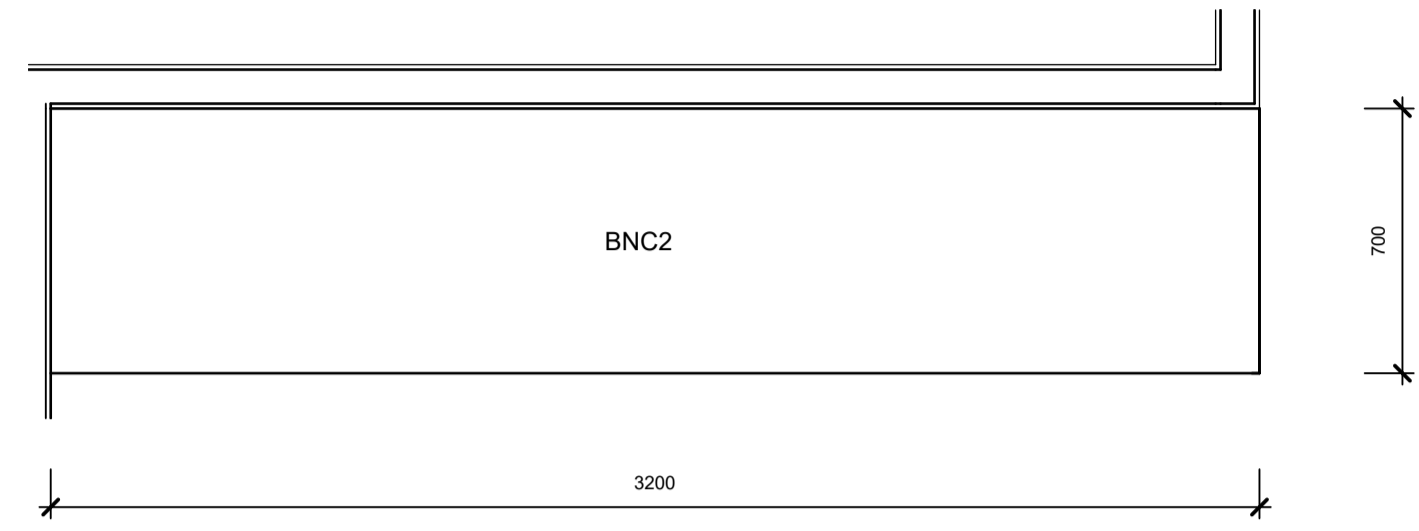
DESIGN **PJL** SCALE **As indicated** @ A1

DRAWING TITLE
REAR YARD DETAILS

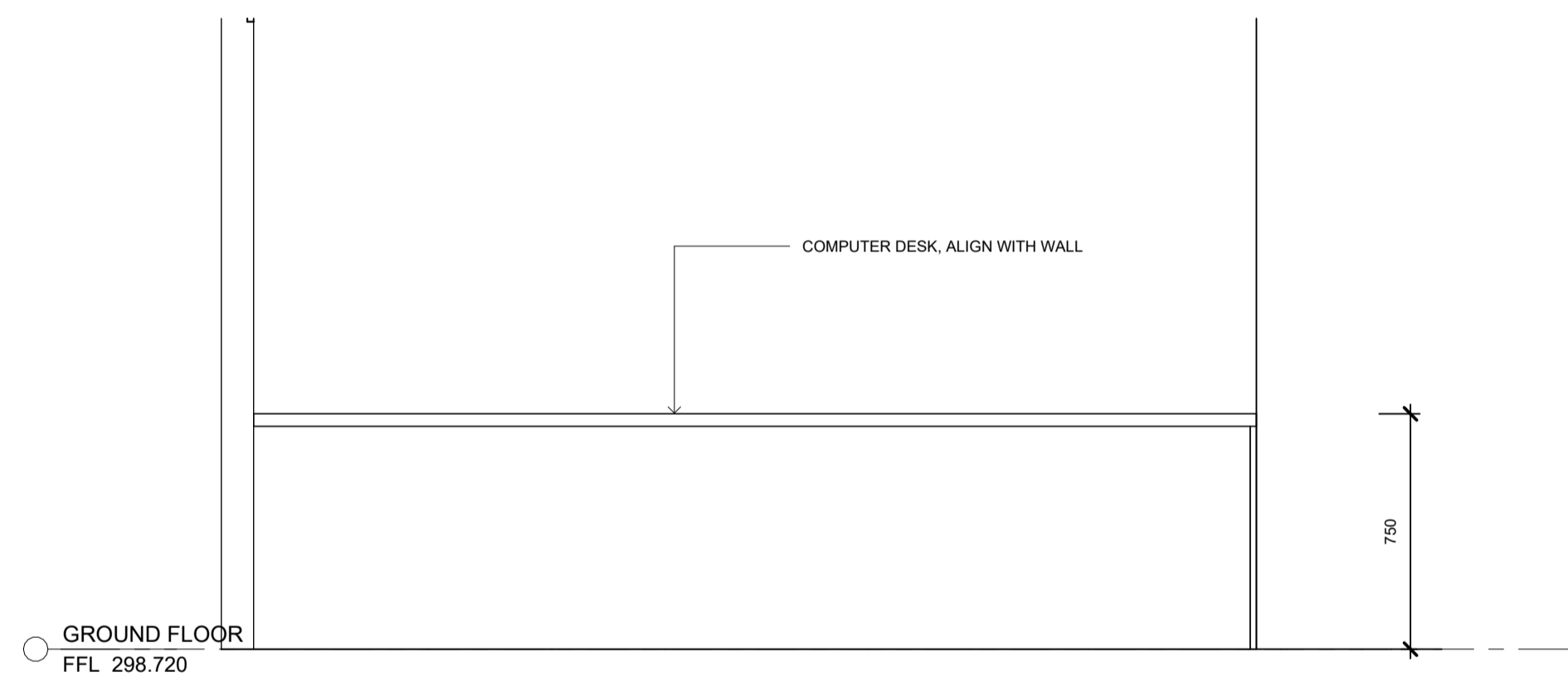
PROJECT **341608-1** REVISION **1**



N
SHEET
CC45



1 COMPUTER DESK
1 : 20



2 COMPUTER DESK ELEVATION
1 : 20

NOT FOR CONSTRUCTION

ALL DIMENSIONS GIVEN ARE IN MILLIMETRES (UNLESS SHOWN OTHERWISE) & ARE TO BE CHECKED AND VERIFIED PRIOR TO CONSTRUCTION. DO NOT SCALE DRAWINGS FOR DIMENSIONS. DIMENSIONS WITH ASTERISKS ARE APPROXIMATE ONLY AND ARE TO BE CHECKED AND VERIFIED ON SITE PRIOR TO CONSTRUCTION.
ALL WORK SHOWN ON THE DRAWINGS COMPRISING THE SET SHALL COMPLY WITH THE BUILDING CODE OF AUSTRALIA & THE REQUIREMENTS OF RELEVANT AUTHORITIES & THEIR CONDITIONS OF CONSENT.
ALL WORKMANSHIP & MATERIALS SHALL COMPLY WITH THE REQUIREMENTS OF THE RELEVANT AUSTRALIAN STANDARDS.
THIS DRAWING TO BE READ IN CONJUNCTION WITH ALL OTHER DRAWINGS & DOCUMENTATION COMPRISING THE SET INCLUDING THE SPECIFICATION AND OTHER CONSULTANT'S DRAWINGS (WHERE SUPPLIED).

REV	DATE	DESCRIPTION
1	29.11.24	Tender Issue

CLIENT/PROJECT
**CABONNE HOME SUPPORT
REFURBISHMENT**
70 GASKILL STREET, CANOWINDRA, NSW
2804

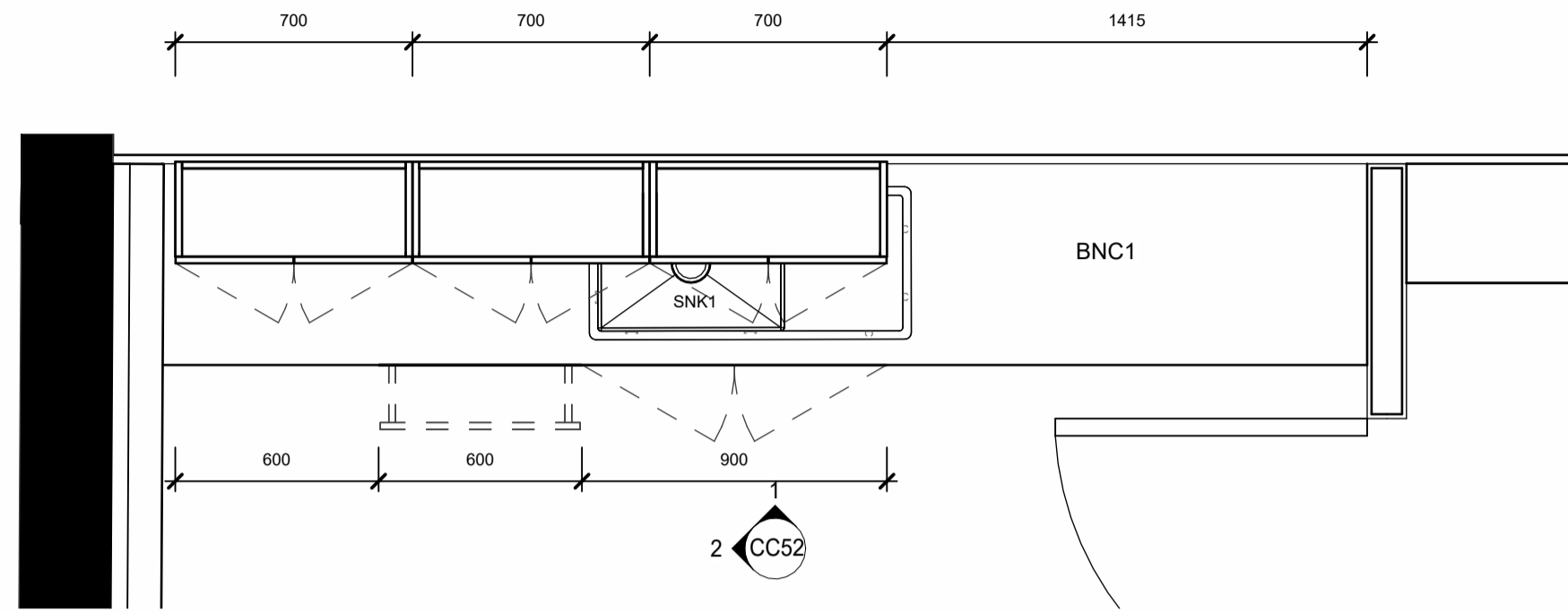
DESIGN P.J.L.

DRAWING TITLE
**LIBRARY JOINERY
DETAILS**

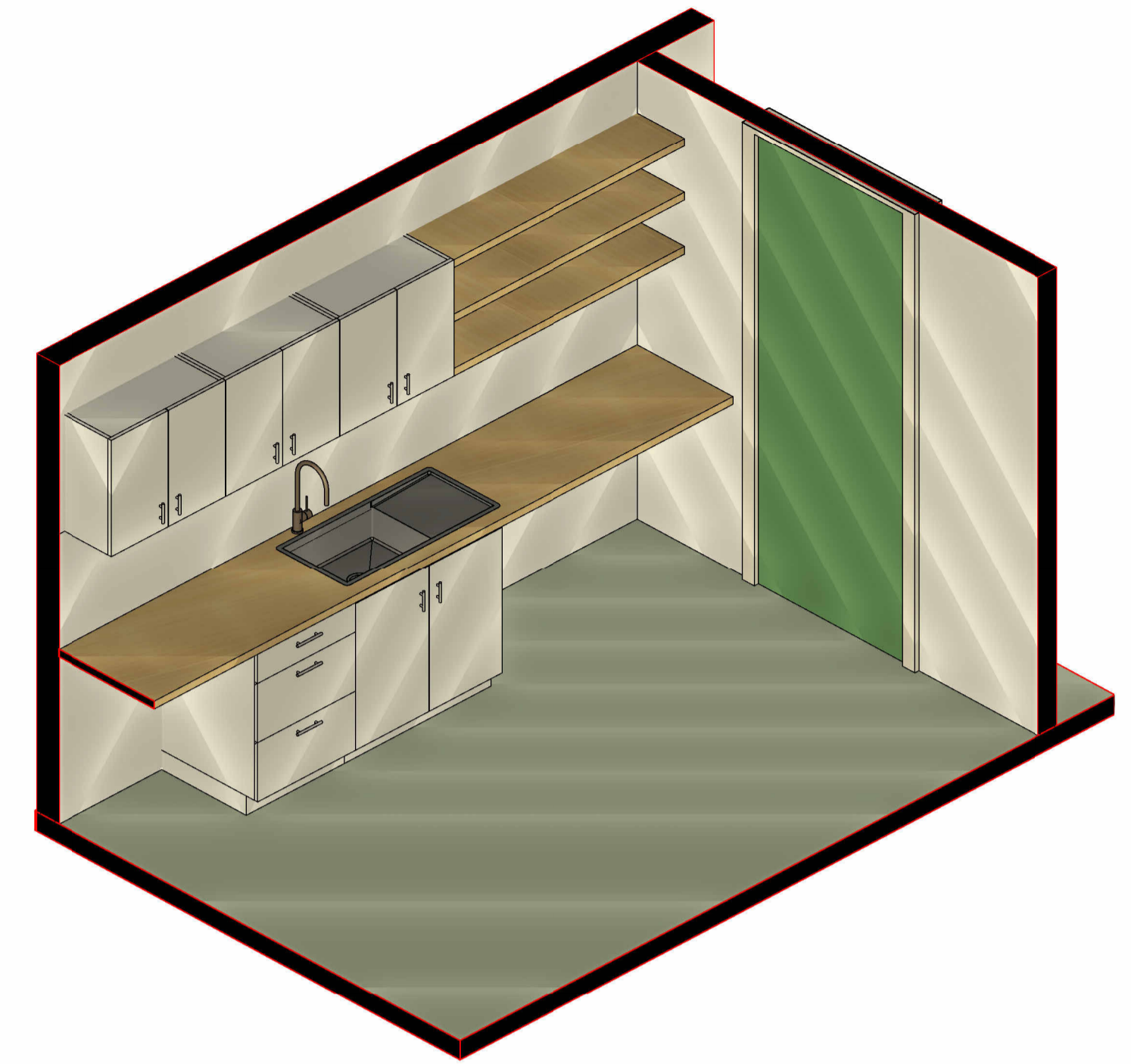
PROJECT 341608-1 SCALE 1 : 20 @ A1 REVISION 1



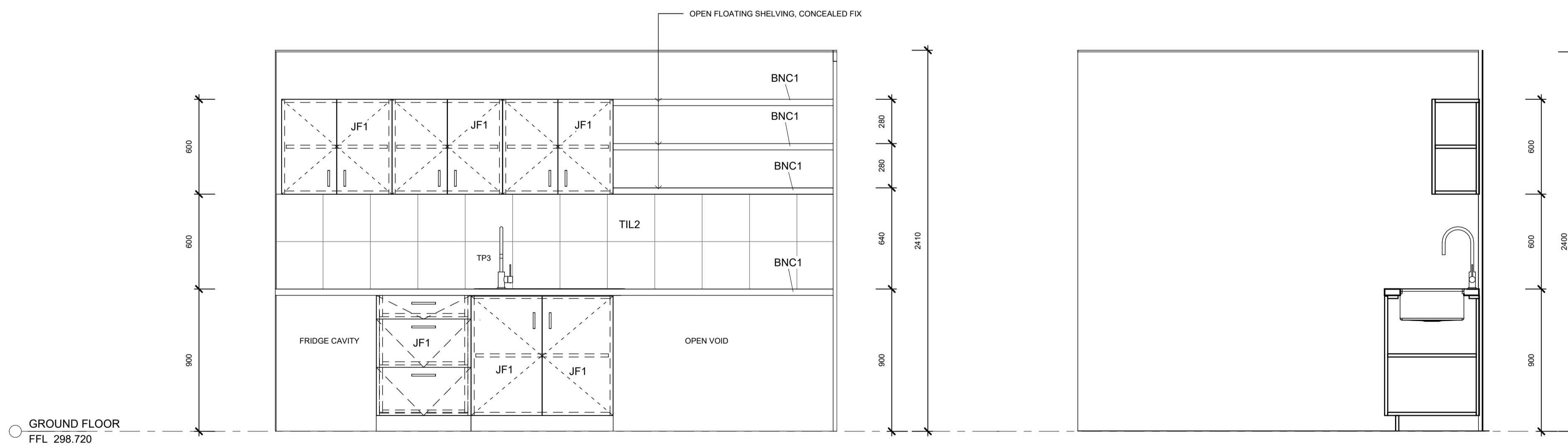
N
SHEET
CC50



3 LIBRARY STAFF KITCHENETTE DETAIL PLAN
1 : 20



4 Library Kitchenette 3D



1 LIBRARY STAFF KITCHENETTE WEST ELEVATION
1 : 20

2 LIBRARY STAFF KITCHENETTE SECTION
1 : 20

NOT FOR CONSTRUCTION

MATERIALS	SC STEEL COLUMN	FCL FINISHED CEILING LEVEL ABOVE
AL ALUMINIUM	TIL TILE	FFL FINISHED FLOOR LEVEL
BK BRICK	TS TIMBER SCREEN	(N) NEW
CONC CONCRETE	TVV TIMBER V-JOINT	RL RELATIVE LEVEL
CPT CARPET	WPM WATERPROOF MEMBRANE	SKL SKYLIGHT
CFC COMPRESSED FIBRE CEMENT		SRL STRUCTURAL REDUCED LEVEL
CLD CLADDING		SWO STORMWATER OUTLET
FC FIBRE CEMENT SHEETING	AHD AUSTRALIAN HEIGHT DATUM	TME TO MATCH EXISTING
G GLASS	AH ACCESS HATCH	TOW TOP OF WALL
MS MILD STEEL	CPD CLIPBOARD	UNO UNLESS NOTED OTHERWISE
MDF MEDIUM DENSITY FIBREBOARD	DP DOWNPIPE	VOS VERIFY ON SITE
PF PAINT FINISH	(E) EXISTING	
PBD PLASTERBOARD	EJ EXPANSION JOINT	
RF ROOF SHEETING	F FIXED	

DRAFT

ALL DIMENSIONS GIVEN ARE IN MILLIMETRES (UNLESS SHOWN OTHERWISE) & ARE TO BE CHECKED AND VERIFIED PRIOR TO CONSTRUCTION. DO NOT SCALE DRAWINGS FOR DIMENSIONS. DIMENSIONS WITH ASTERISKS ARE APPROXIMATE ONLY AND ARE TO BE CHECKED AND VERIFIED ON SITE PRIOR TO CONSTRUCTION.

ALL WORK SHOWN ON THE DRAWINGS COMPRISING THE SET SHALL COMPLY WITH THE BUILDING CODE OF AUSTRALIA & THE REQUIREMENTS OF RELEVANT AUTHORITIES & THEIR CONDITIONS OF CONSENT.

ALL WORKMANSHIP & MATERIALS SHALL COMPLY WITH THE REQUIREMENTS OF THE RELEVANT AUSTRALIAN STANDARDS.

THIS DRAWING TO BE READ IN CONJUNCTION WITH ALL OTHER DRAWINGS & DOCUMENTATION COMPRISING THE SET INCLUDING THE SPECIFICATION AND OTHER CONSULTANT'S DRAWINGS (WHERE SUPPLIED).

REV	DATE	DESCRIPTION
1	29.11.24	Tender Issue

CLIENT/PROJECT
CABONNE HOME SUPPORT REFURBISHMENT
70 GASKILL STREET, CANOWINDRA, NSW 2804

DESIGN **PJL**

SCALE 1 : 20 @ A1

DRAWING TITLE
LIBRARY STAFF KITCHENETTE

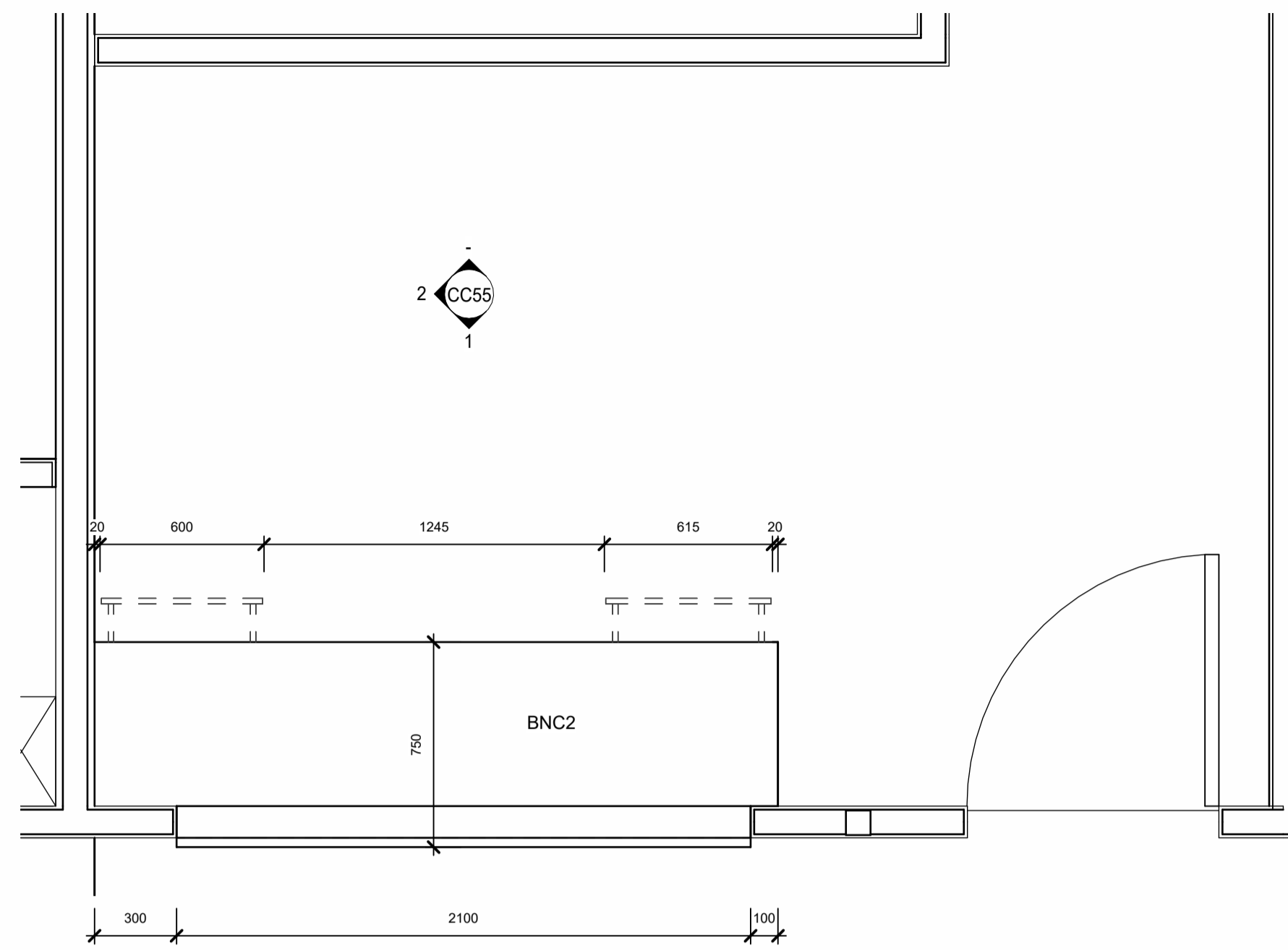
PROJECT 341608-1

REVISION 1

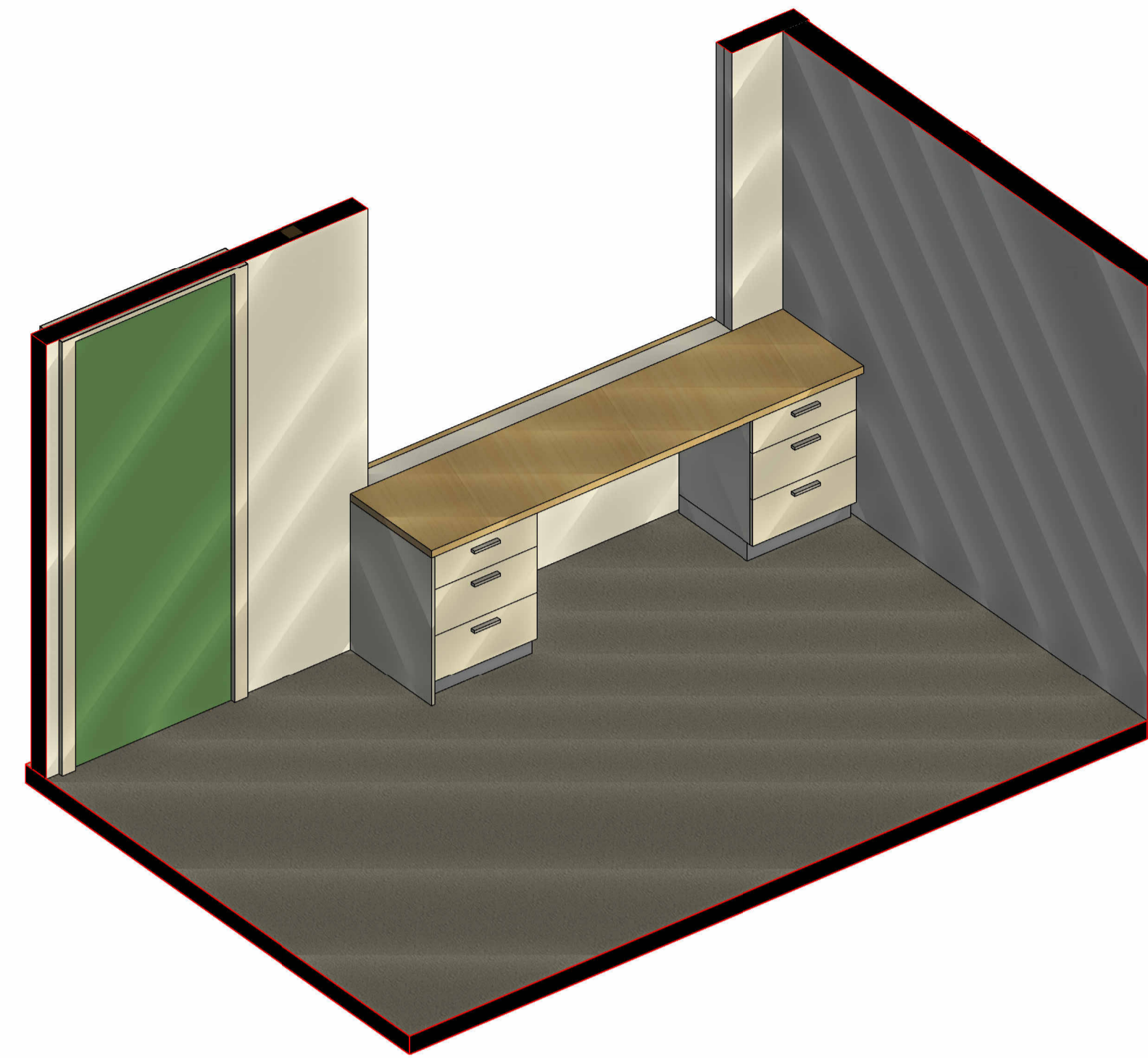


N

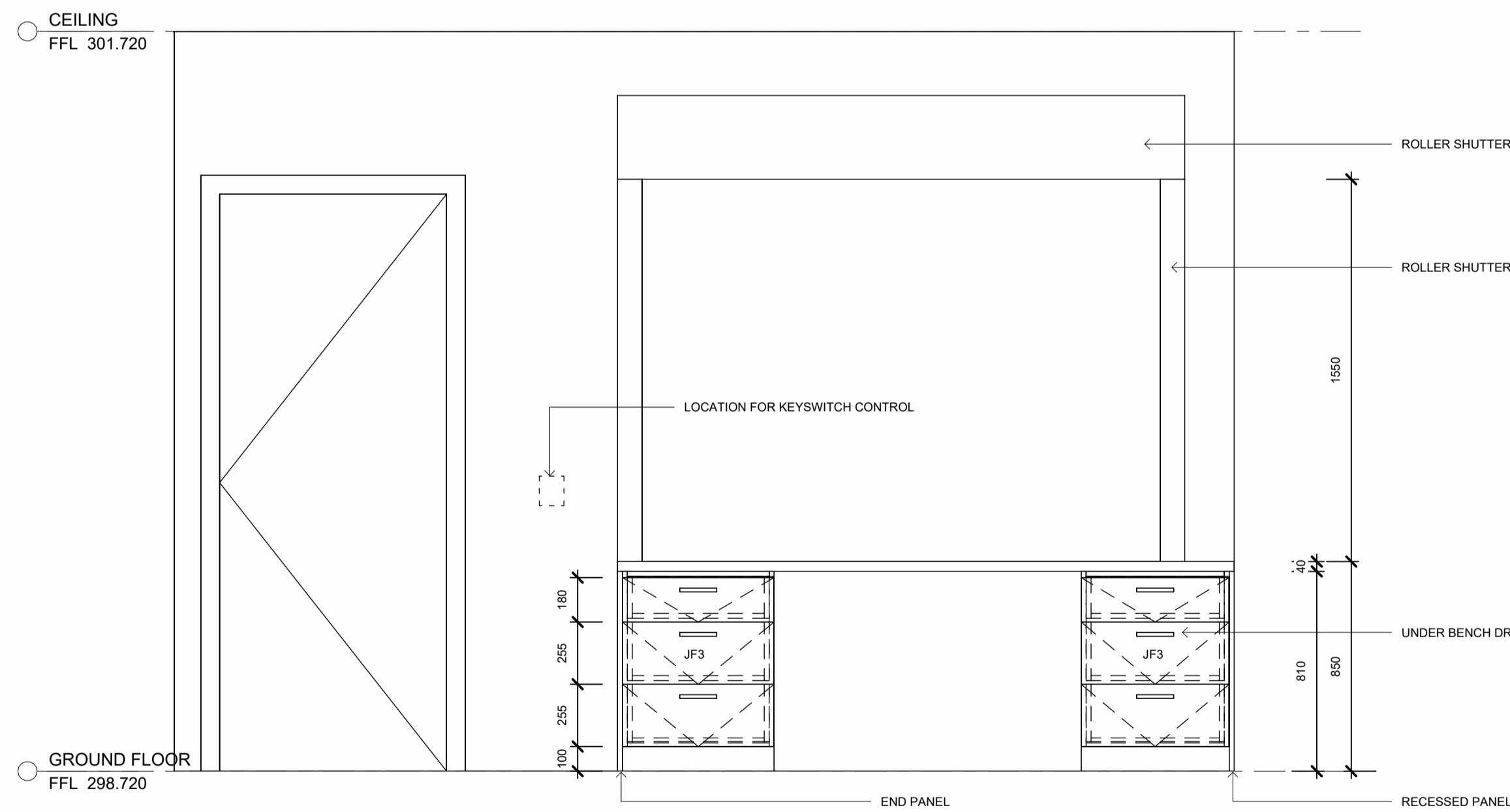
SHEET **CC52**



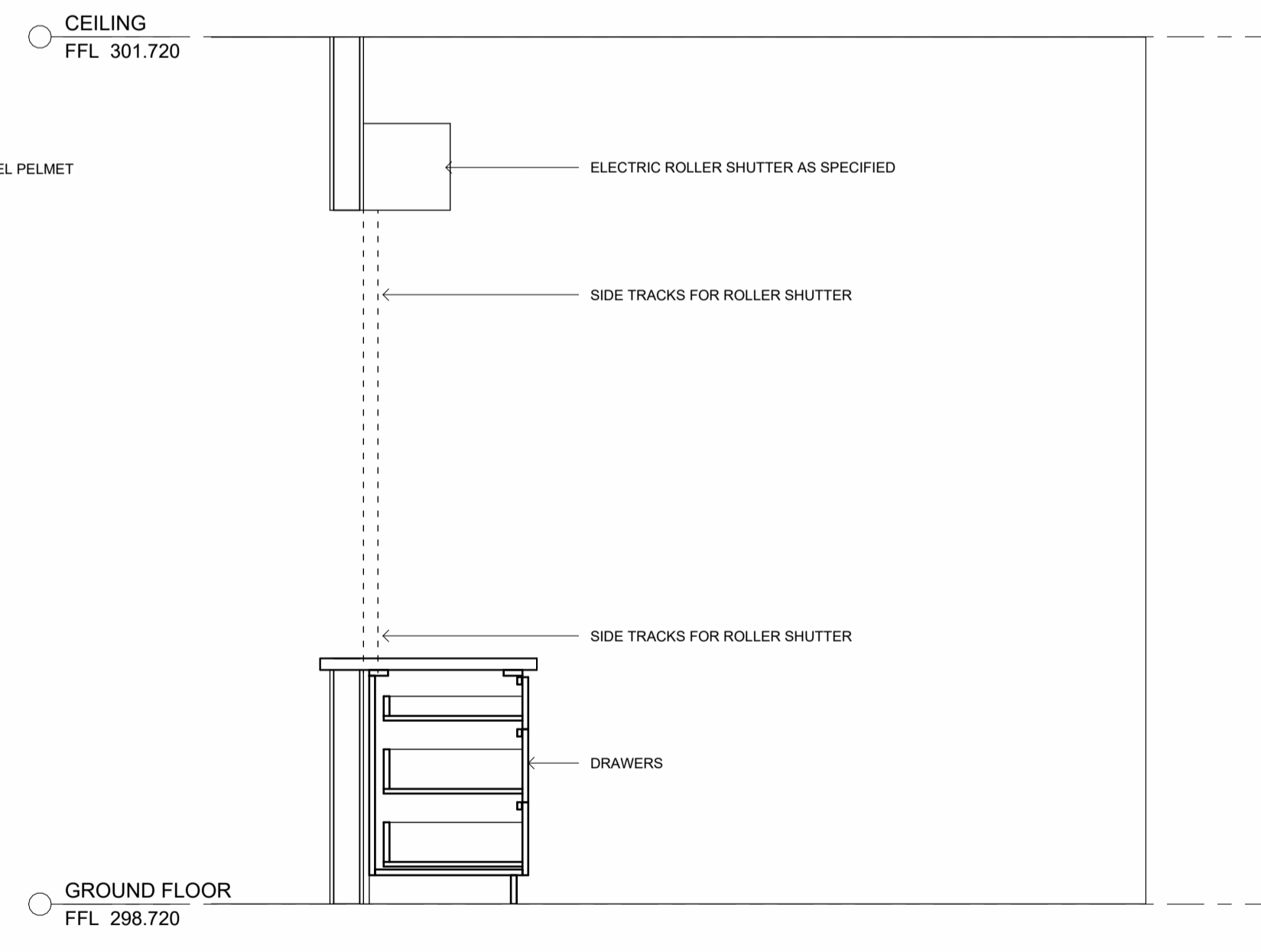
4 CHS RECEPTION DETAIL PLAN
1 : 20



5 CHS Reception 3D



1 CHS RECEPTION DESK NORTH ELEVATION
1 : 20



2 CHS RECEPTION JOINERY DETAIL SECTION
1 : 20

NOT FOR CONSTRUCTION

MATERIALS	SC STEEL COLUMN	FCL FINISHED CEILING LEVEL ABOVE
AL ALUMINIUM	TIL TILE	FFL FINISHED FLOOR LEVEL
BK BRICK	TS TIMBER SCREEN	(N) NEW
CONC CONCRETE	TVV TIMBER V-JOINT	RL RELATIVE LEVEL
CPT CARPET	WPM WATERPROOF MEMBRANE	SKL SKYLIGHT
CFC COMPRESSED FIBRE CEMENT		SRL STRUCTURAL REDUCED LEVEL
CLD CLADDING		SWO STORMWATER OUTLET
FC FIBRE CEMENT SHEETING	AHD AUSTRALIAN HEIGHT DATUM	TME TO MATCH EXISTING
G GLASS	AH ACCESS HATCH	TOP OF WALL
MS MILD STEEL	CPD CLIPBOARD	UNO UNLESS NOTED OTHERWISE
MDF MEDIUM DENSITY FIBREBOARD	DP DOWNPIPE	VOS VERIFY ON SITE
PF PAINT FINISH	(E) EXISTING	
PBD PLASTERBOARD	EJ EXPANSION JOINT	
RF ROOF SHEETING	F FIXED	

DRAFT

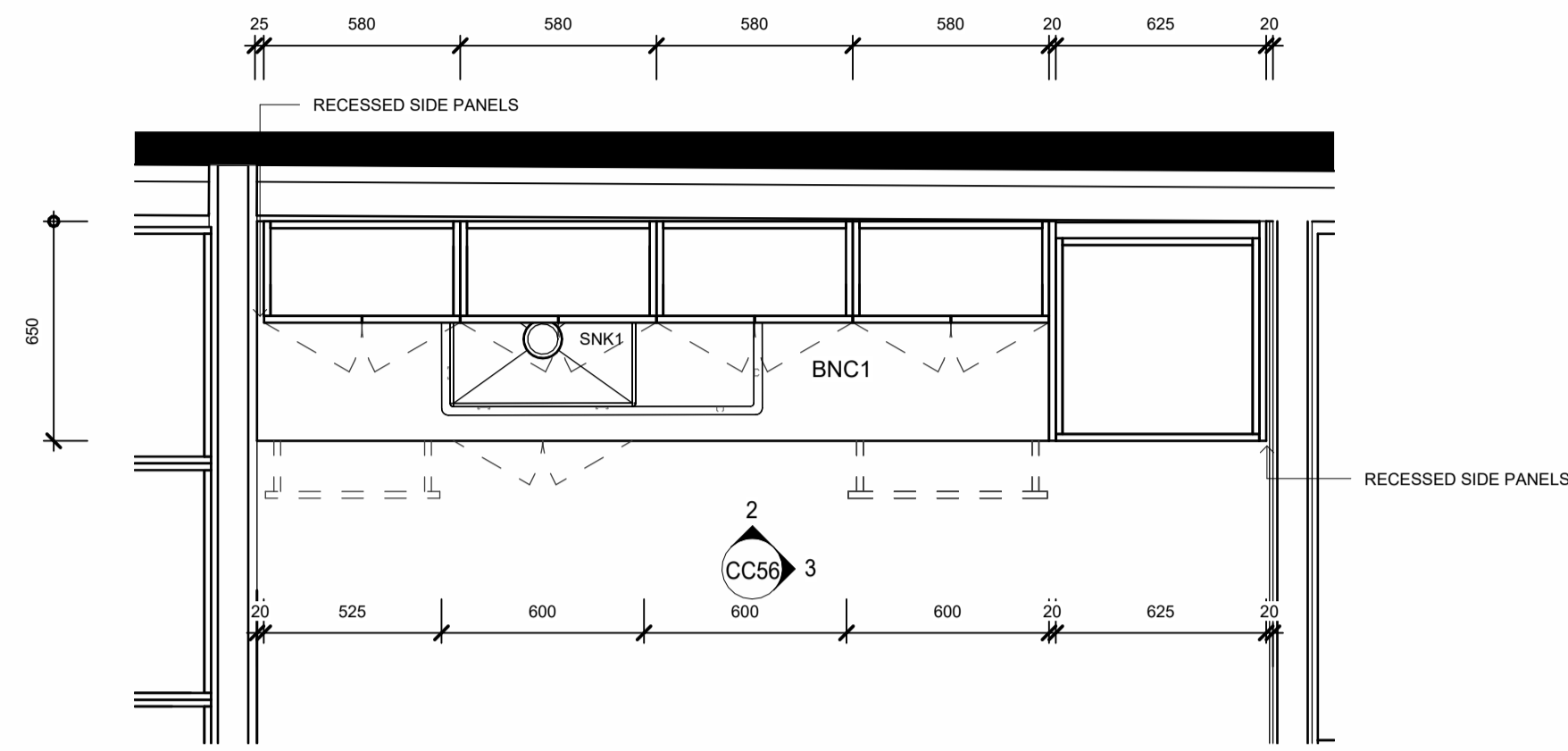
ALL DIMENSIONS GIVEN ARE IN MILLIMETRES (UNLESS SHOWN OTHERWISE) & ARE TO BE CHECKED AND VERIFIED PRIOR TO CONSTRUCTION. DO NOT SCALE DRAWINGS FOR DIMENSIONS. DIMENSIONS WITH ASTERISKS ARE APPROXIMATE ONLY AND ARE TO BE CHECKED AND VERIFIED ON SITE PRIOR TO CONSTRUCTION.
ALL WORK SHOWN ON THE DRAWINGS COMPRISING THE SET SHALL COMPLY WITH THE BUILDING CODE OF AUSTRALIA & THE REQUIREMENTS OF RELEVANT AUTHORITIES & THEIR CONDITIONS OF CONSENT.
ALL WORKMANSHIP & MATERIALS SHALL COMPLY WITH THE REQUIREMENTS OF THE RELEVANT AUSTRALIAN STANDARDS.
THIS DRAWING TO BE READ IN CONJUNCTION WITH ALL OTHER DRAWINGS & DOCUMENTATION COMPRISING THE SET INCLUDING THE SPECIFICATION AND OTHER CONSULTANT'S DRAWINGS (WHERE SUPPLIED).

REV	DATE	DESCRIPTION
1	29.11.24	Tender Issue

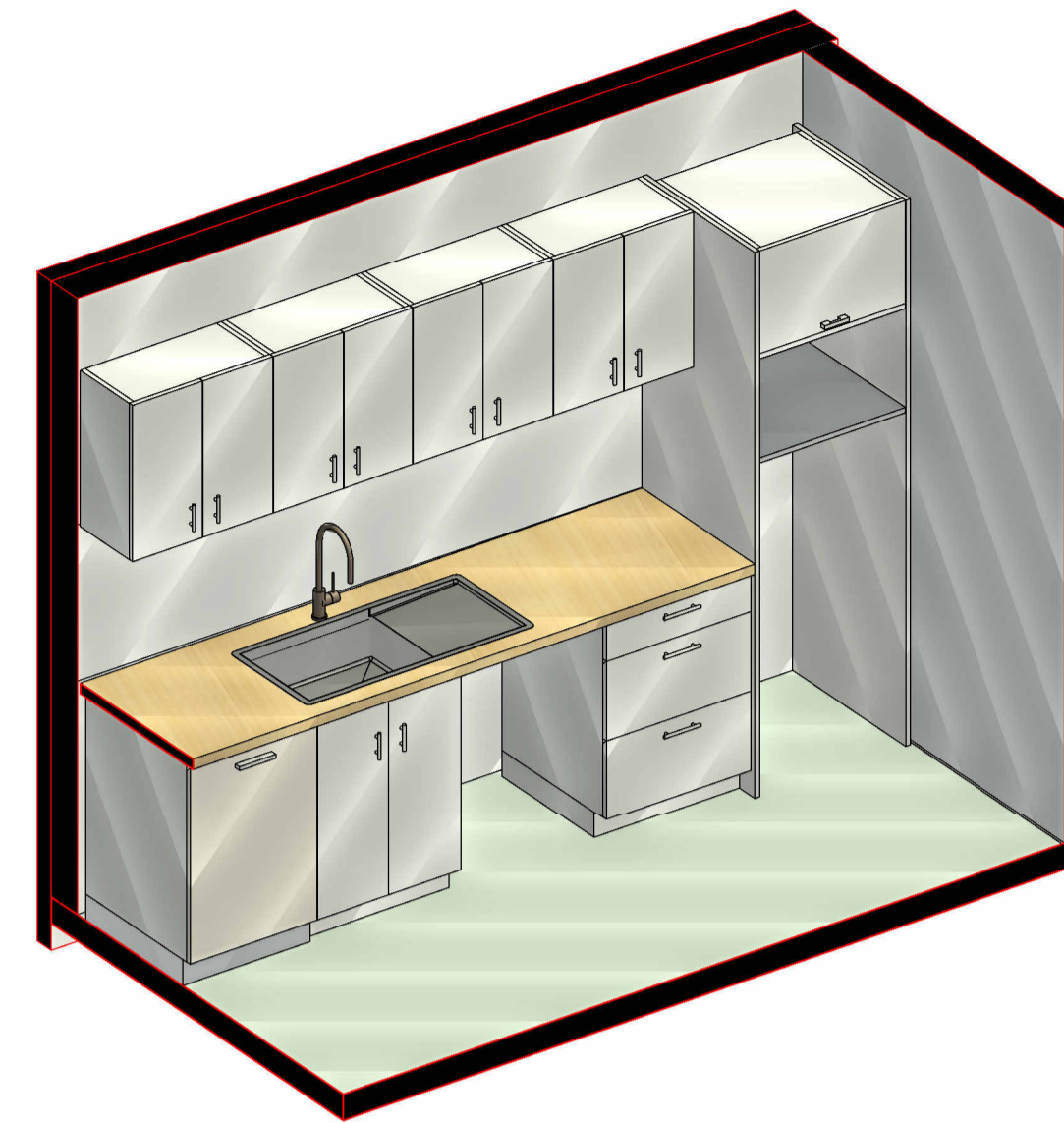
CLIENT/PROJECT	CABONNE HOME SUPPORT REFURBISHMENT
70 GASKILL STREET, CANOWINDRA, NSW	2804
DESIGN	PJL
SCALE	1 : 20 @ A1

DRAWING TITLE	CHS RECEPTION DETAILS
PROJECT	341608-1
REVISION	1

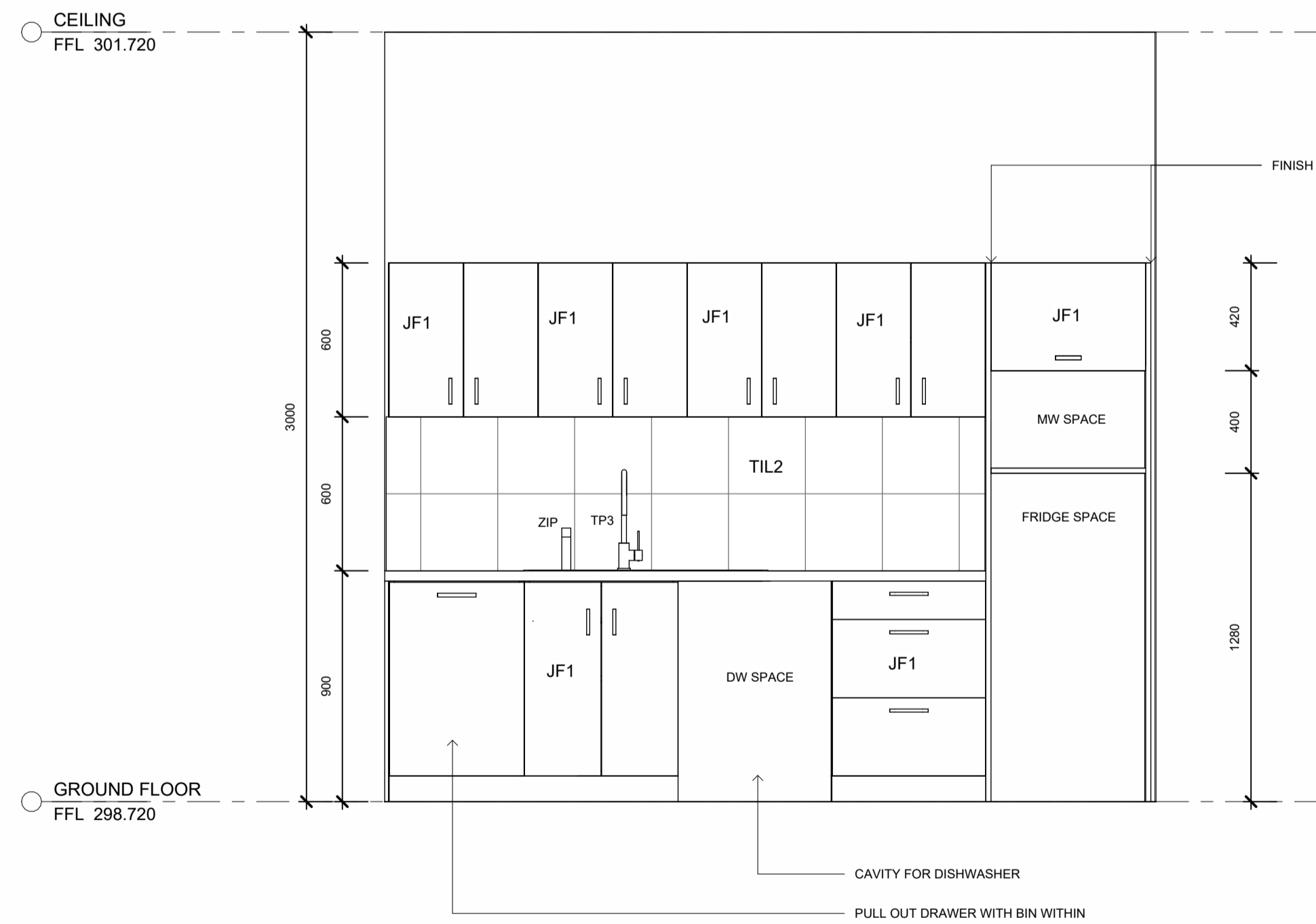




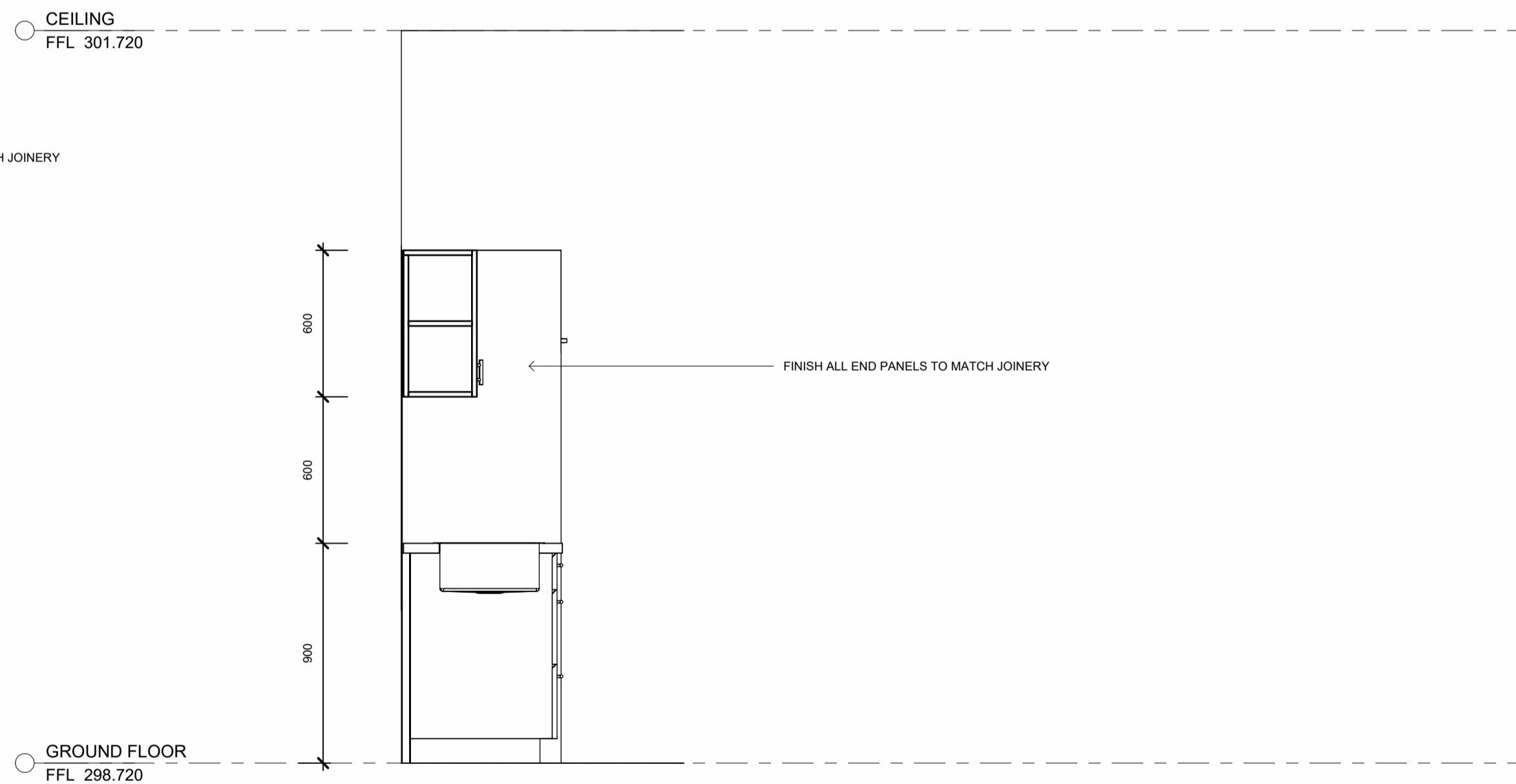
1 CHS KITCHENETTE DETAIL PLAN
1 : 20



4 CHS Kitchenette 3D



2 CHS KITCHENETTE SOUTH ELEVATION
1 : 20



3 CHS KITCHENETTE DETAIL SECTION
1 : 20

NOT FOR CONSTRUCTION

MATERIALS	SC STEEL COLUMN	FCL FINISHED CEILING LEVEL ABOVE
AL ALUMINIUM	TIL TILE	FFL FINISHED FLOOR LEVEL
BK BRICK	TS TIMBER SCREEN	(N) NEW
CONC CONCRETE	TVV TIMBER V-JOINT	RL RELATIVE LEVEL
CPT CARPET	WPM WATERPROOF MEMBRANE	SKL SKYLIGHT
CFC COMPRESSED FIBRE CEMENT	MISCELLANEOUS	SRL STRUCTURAL REDUCED LEVEL
CLD CLADDING	AHD AUSTRALIAN HEIGHT DATUM	SWO STORMWATER OUTLET
FC FIBRE CEMENT SHEETING	AH ACCESS HATCH	TME TO MATCH EXISTING
G GLASS	CPD CLIPBOARD	TOW TOP OF WALL
MS MILD STEEL	DP DOWNPIPE	UNO UNLESS NOTED OTHERWISE
MDF MEDIUM DENSITY FIBREBOARD	(E) EXISTING	VOS VERIFY ON SITE
PF PAINT FINISH	EJ EXPANSION JOINT	
PBD PLASTERBOARD	F FIXED	
RF ROOF SHEETING		

DRAFT

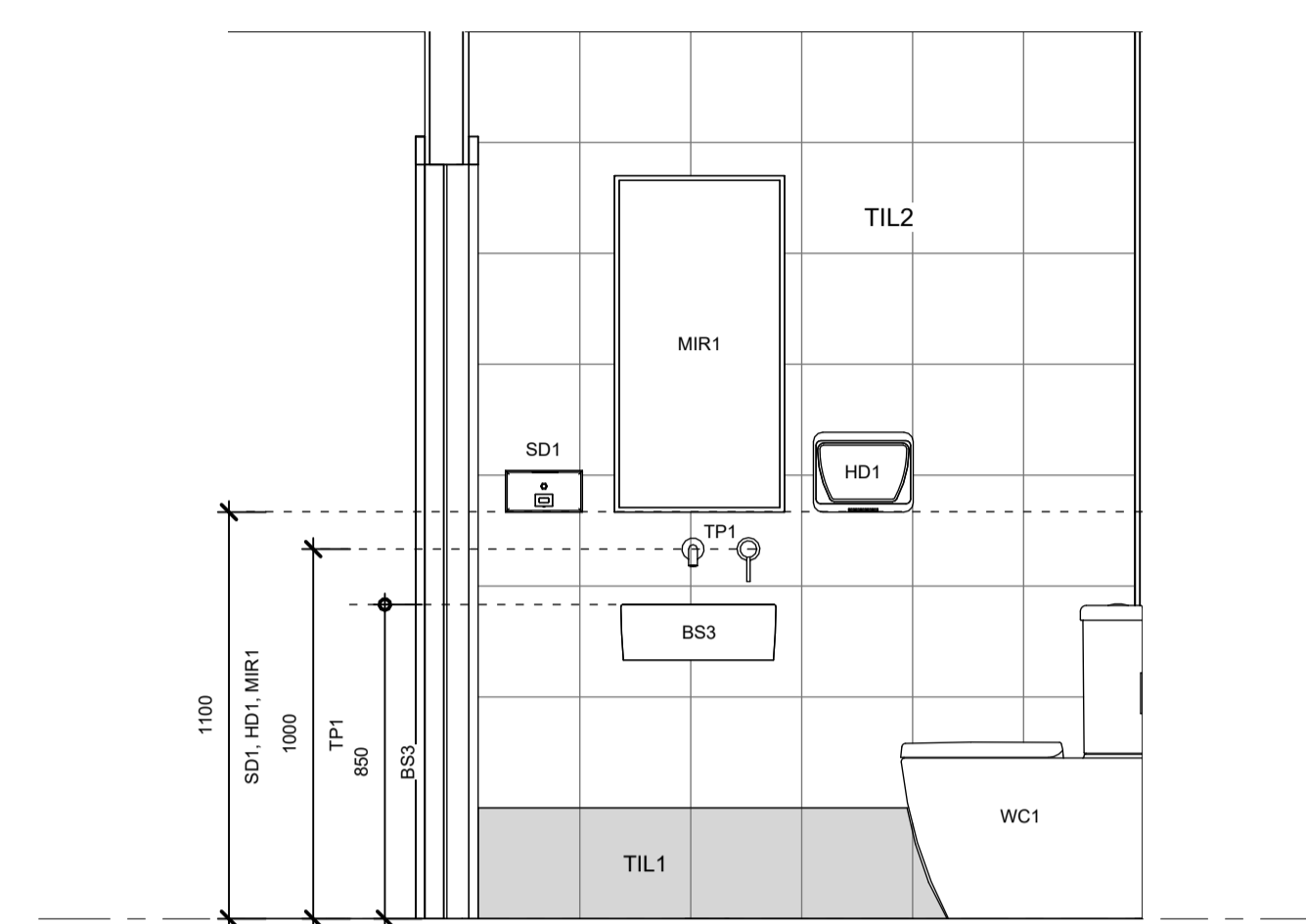
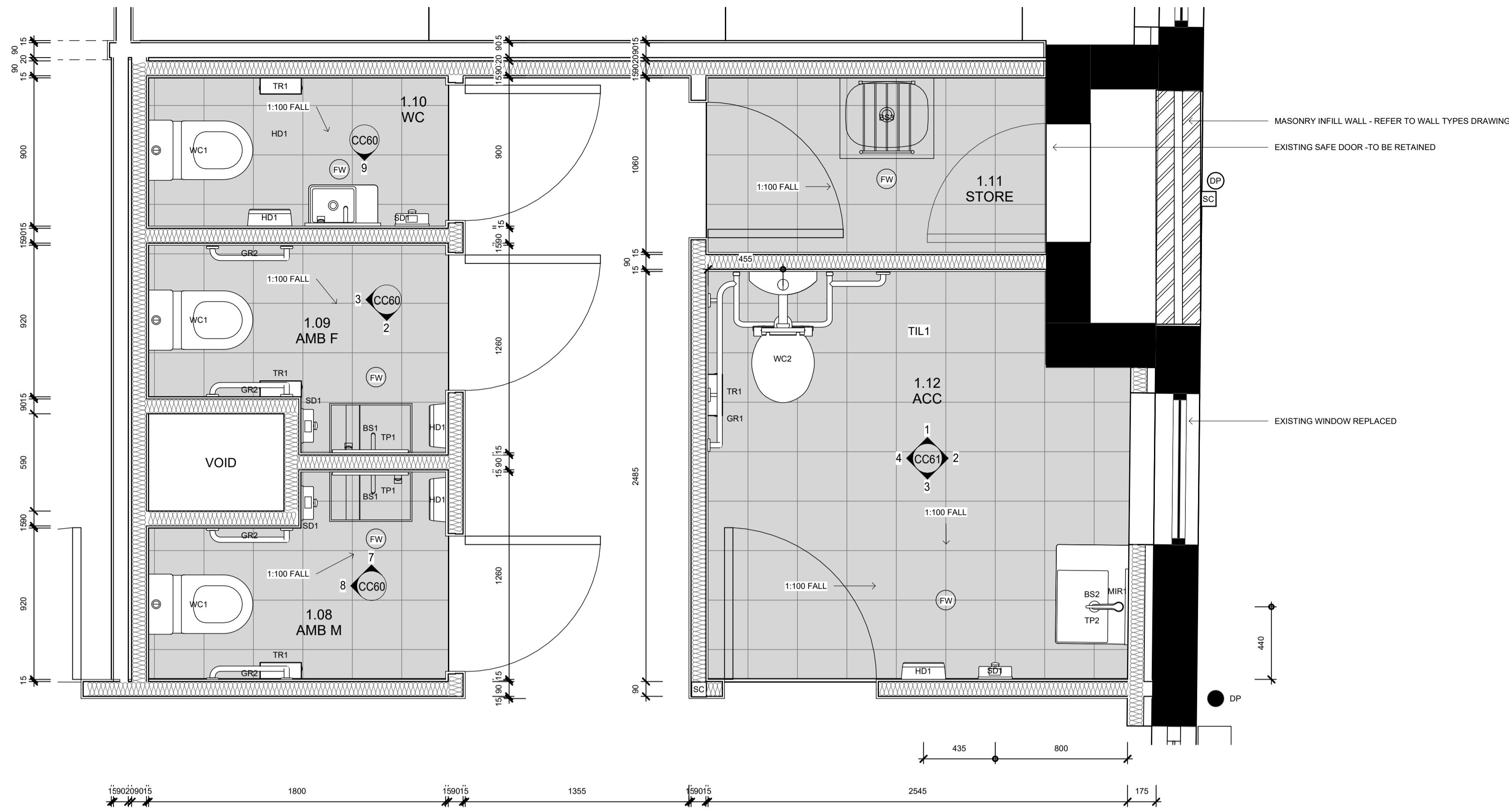
ALL DIMENSIONS GIVEN ARE IN MILLIMETRES (UNLESS SHOWN OTHERWISE) & ARE TO BE CHECKED AND VERIFIED PRIOR TO CONSTRUCTION. DO NOT SCALE DRAWINGS FOR DIMENSIONS. DIMENSIONS WITH ASTERISKS ARE APPROXIMATE ONLY AND ARE TO BE CHECKED AND VERIFIED ON SITE PRIOR TO CONSTRUCTION.
ALL WORK SHOWN ON THE DRAWINGS COMPRISING THE SET SHALL COMPLY WITH THE BUILDING CODE OF AUSTRALIA & THE REQUIREMENTS OF RELEVANT AUTHORITIES & THEIR CONDITIONS OF CONSENT.
ALL WORKMANSHIP & MATERIALS SHALL COMPLY WITH THE REQUIREMENTS OF THE RELEVANT AUSTRALIAN STANDARDS.
THIS DRAWING TO BE READ IN CONJUNCTION WITH ALL OTHER DRAWINGS & DOCUMENTATION COMPRISING THE SET INCLUDING THE SPECIFICATION AND OTHER CONSULTANT'S DRAWINGS (WHERE SUPPLIED).

REV	DATE	DESCRIPTION
1	29.11.24	Tender Issue

CLIENT/PROJECT	CABONNE HOME SUPPORT REFURBISHMENT 70 GASKILL STREET, CANOWINDRA, NSW 2804
DESIGN	PJL
SCALE	1 : 20 @ A1

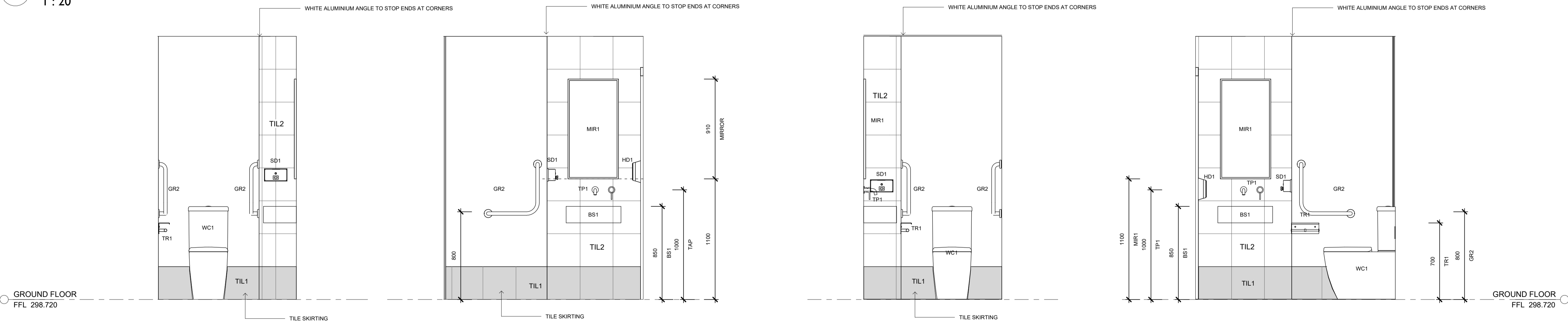
DRAWING TITLE	CHS STAFF KITCHENETTE
PROJECT	341608-1
REVISION	1





9 WC SOUTH ELEVATION
1 : 20

1 BATHROOM DETAIL PLAN
1 : 20



8 AMBULANT M WEST ELEVATION (AMB F SIMILAR)
1 : 20

7 AMBULANT M NORTH ELEVATION
1 : 20

3 AMBULANT F WEST ELEVATION
1 : 20

2 AMBULANT F NORTH ELEVATION
1 : 20

NOT FOR CONSTRUCTION

MATERIALS		MISCELLANEOUS	
AL	ALUMINIUM	AHD	AUSTRALIAN HEIGHT DATUM
BK	BRICK	AH	ACCESS HATCH
CONC	CONCRETE	CPD	CLIPBOARD
CPT	CARPET	DP	DOWNPIPE
CFC	COMPRESSED FIBRE CEMENT	(E)	EXISTING
CLD	CLADDING	EJ	EXPANSION JOINT
FC	FIBRE CEMENT SHEETING	F	FIXED
G	GLASS		
MS	MILD STEEL		
MDF	MEDIUM DENSITY FIBREBOARD		
PF	PAINT FINISH		
PBD	PLASTERBOARD		
RF	ROOF SHEETING		
SC	STEEL COLUMN	FCL	FINISHED CEILING LEVEL ABOVE
TIL	TILE	FFL	FINISHED FLOOR LEVEL
TS	TIMBER SCREEN	(N)	NEW
TVV	TIMBER V-JOINT	RL	RELATIVE LEVEL
WPM	WATERPROOF MEMBRANE	SKL	SKYLIGHT
		SRL	STRUCTURAL REDUCED LEVEL
		SWO	STORMWATER OUTLET
		TME	TO MATCH EXISTING
		TOW	TOP OF WALL
		UNO	UNLESS NOTED OTHERWISE
		VOS	VERIFY ON SITE

DRAFT

ALL DIMENSIONS GIVEN ARE IN MILLIMETRES (UNLESS SHOWN OTHERWISE) & ARE TO BE CHECKED AND VERIFIED PRIOR TO CONSTRUCTION. DO NOT SCALE DRAWINGS FOR DIMENSIONS. DIMENSIONS WITH ASTERISKS ARE APPROXIMATE ONLY AND ARE TO BE CHECKED AND VERIFIED ON SITE PRIOR TO CONSTRUCTION.
ALL WORK SHOWN ON THE DRAWINGS COMPRISING THE SET SHALL COMPLY WITH THE BUILDING CODE OF AUSTRALIA & THE REQUIREMENTS OF RELEVANT AUTHORITIES & THEIR CONDITIONS OF CONSENT.
ALL WORKMANSHIP & MATERIALS SHALL COMPLY WITH THE REQUIREMENTS OF THE RELEVANT AUSTRALIAN STANDARDS.
THIS DRAWING TO BE READ IN CONJUNCTION WITH ALL OTHER DRAWINGS & DOCUMENTATION COMPRISING THE SET INCLUDING THE SPECIFICATION AND OTHER CONSULTANT'S DRAWINGS (WHERE SUPPLIED).

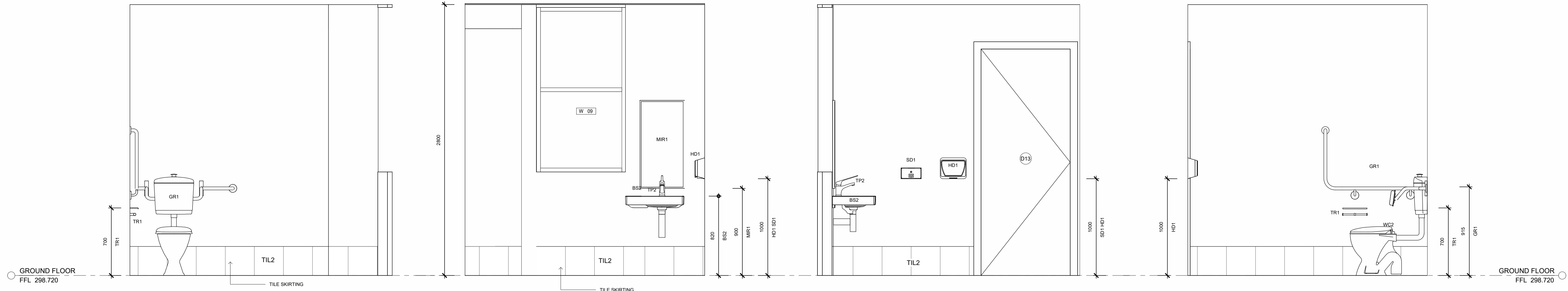
REV	DATE	DESCRIPTION
1	29.11.24	Tender Issue

CLIENT/PROJECT
CABONNE HOME SUPPORT REFURBISHMENT
70 GASKILL STREET, CANOWINDRA, NSW 2804

DRAWING TITLE
BATHROOM DETAILS SHEET 1

DESIGN **PJL** SCALE **1 : 20 @ A1** PROJECT **341608-1** REVISION **1**



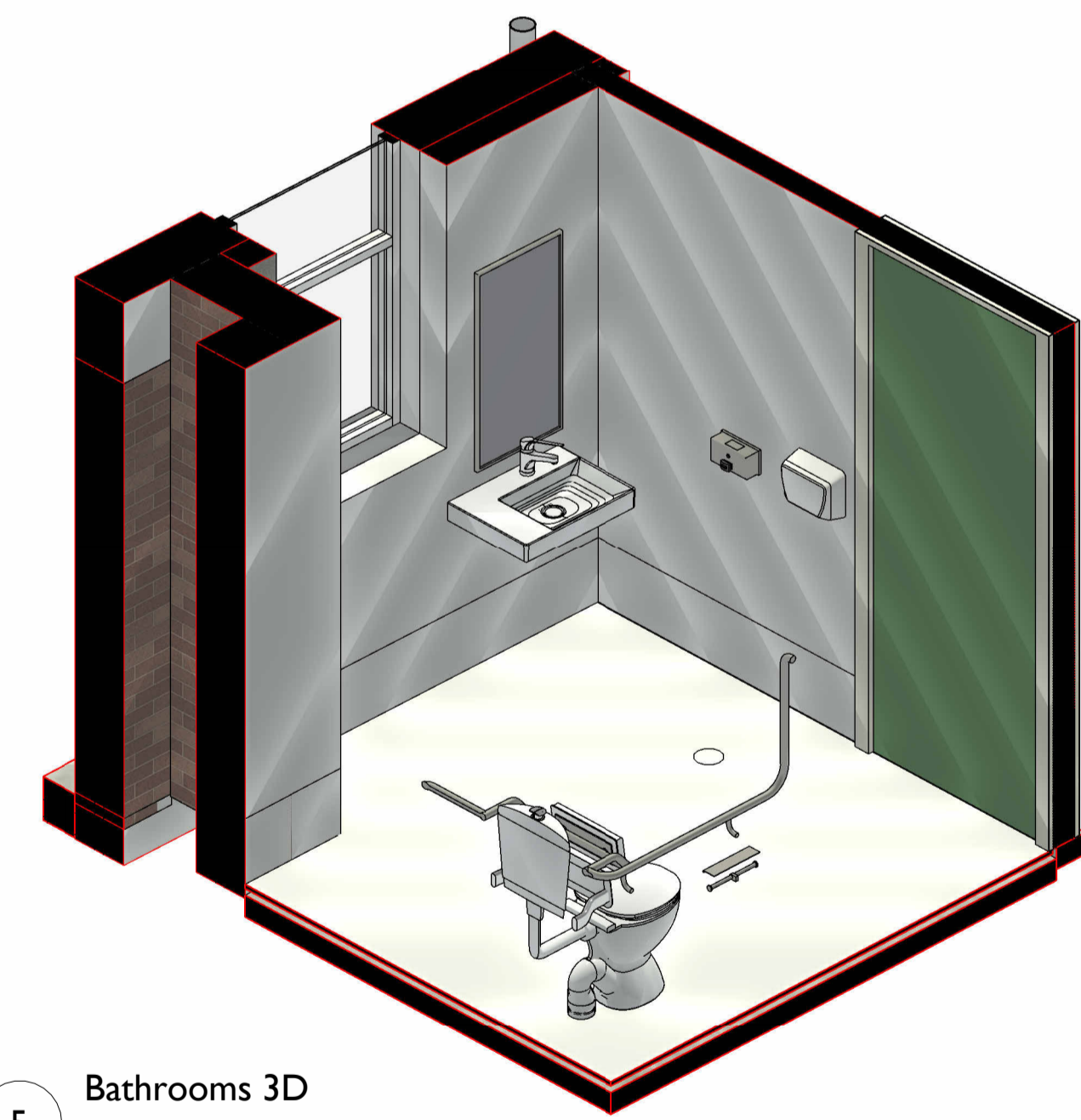


1 ACC WC NORTH ELEVATION
1 : 20

2 ACC WC EAST ELEVATION
1 : 20

3 ACC WC SOUTH ELEVATION
1 : 20

4 ACC WC WEST ELEVATION
1 : 20



5 Bathrooms 3D

NOT FOR CONSTRUCTION

MATERIALS	SC STEEL COLUMN	FCL FINISHED CEILING LEVEL ABOVE
AL ALUMINIUM	TIL TILE	FFL FINISHED FLOOR LEVEL
BK BRICK	TS TIMBER SCREEN	(N) NEW
CONC CONCRETE	TVV TIMBER V-JOINT	RL RELATIVE LEVEL
CPT CARPET	WPM WATERPROOF MEMBRANE	SKL SKYLIGHT
CFC COMPRESSED FIBRE CEMENT		SRL STRUCTURAL REDUCED LEVEL
CLD CLADDING	MISCELLANEOUS	SWO STORMWATER OUTLET
FC FIBRE CEMENT SHEETING	AHD AUSTRALIAN HEIGHT DATUM	TME TO MATCH EXISTING
G GLASS	AH ACCESS HATCH	TOW TOP OF WALL
MS MILD STEEL	CPD CLIPBOARD	UNO UNLESS NOTED OTHERWISE
MDF MEDIUM DENSITY FIBREBOARD	DP DOWNPIPE	VOS VERIFY ON SITE
PF PAINT FINISH	(E) EXISTING	
PBD PLASTERBOARD	EJ EXPANSION JOINT	
RF ROOF SHEETING	F FIXED	

DRAFT

ALL DIMENSIONS GIVEN ARE IN MILLIMETRES (UNLESS SHOWN OTHERWISE) & ARE TO BE CHECKED AND VERIFIED PRIOR TO CONSTRUCTION. DO NOT SCALE DRAWINGS FOR DIMENSIONS. DIMENSIONS WITH ASTERISKS ARE APPROXIMATE ONLY AND ARE TO BE CHECKED AND VERIFIED ON SITE PRIOR TO CONSTRUCTION.

ALL WORK SHOWN ON THE DRAWINGS COMPRISING THE SET SHALL COMPLY WITH THE BUILDING CODE OF AUSTRALIA & THE REQUIREMENTS OF RELEVANT AUTHORITIES & THEIR CONDITIONS OF CONSENT.

ALL WORKMANSHIP & MATERIALS SHALL COMPLY WITH THE REQUIREMENTS OF THE RELEVANT AUSTRALIAN STANDARDS.

THIS DRAWING TO BE READ IN CONJUNCTION WITH ALL OTHER DRAWINGS & DOCUMENTATION COMPRISING THE SET INCLUDING THE SPECIFICATION AND OTHER CONSULTANT'S DRAWINGS (WHERE SUPPLIED).

REV	DATE	DESCRIPTION
1	29.11.24	Tender Issue

CLIENT/PROJECT
CABONNE HOME SUPPORT REFURBISHMENT
70 GASKILL STREET, CANOWINDRA, NSW
2804

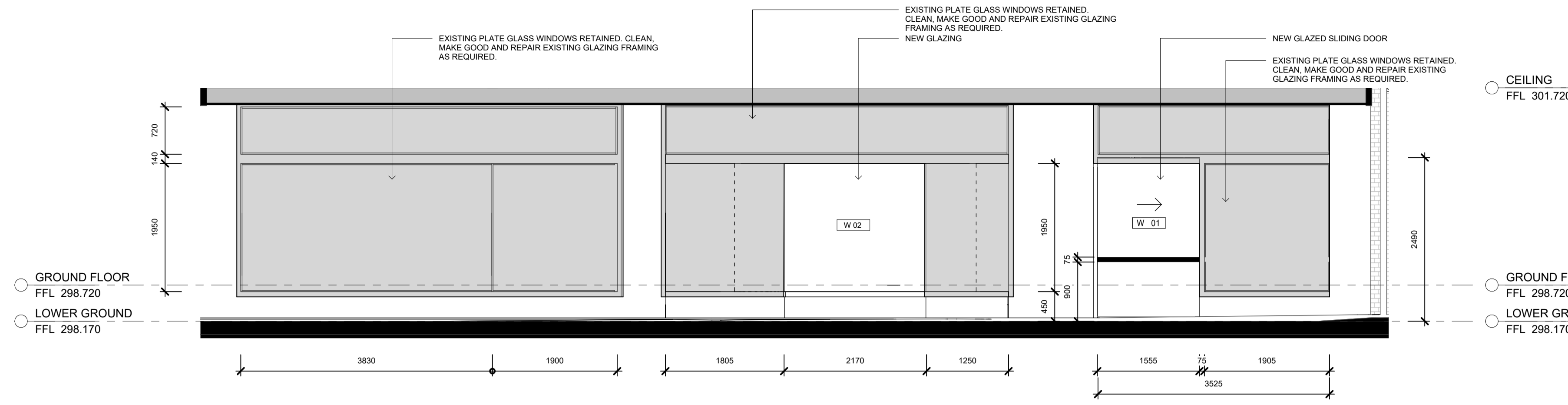
DESIGN **PJL**

DRAWING TITLE
BATHROOM DETAILS SHEET 2

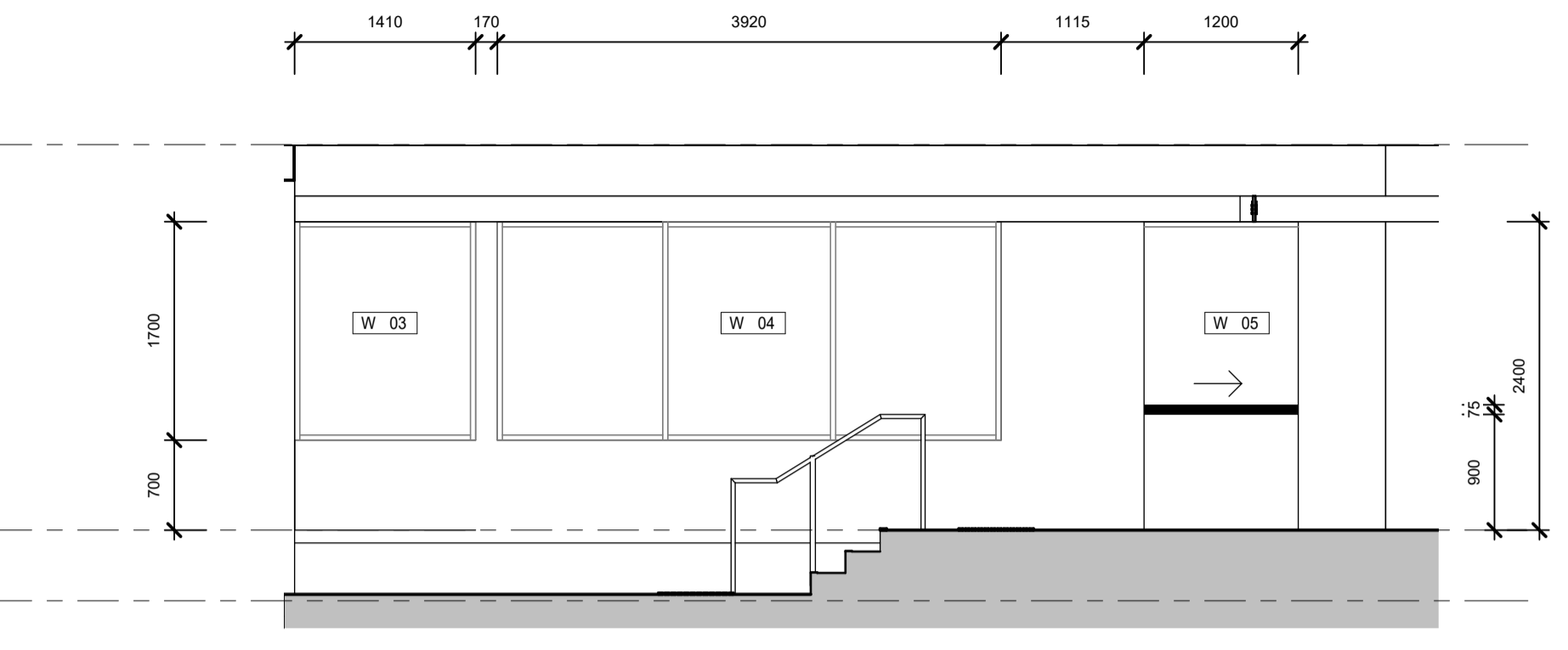
PROJECT **341608-1** REVISION **1**



N
SHEET
CC61



1 W01, W02 & EXISTING SHOPFRONT GLAZING
1 : 50



3 W03, W04, W05, W06
1 : 50

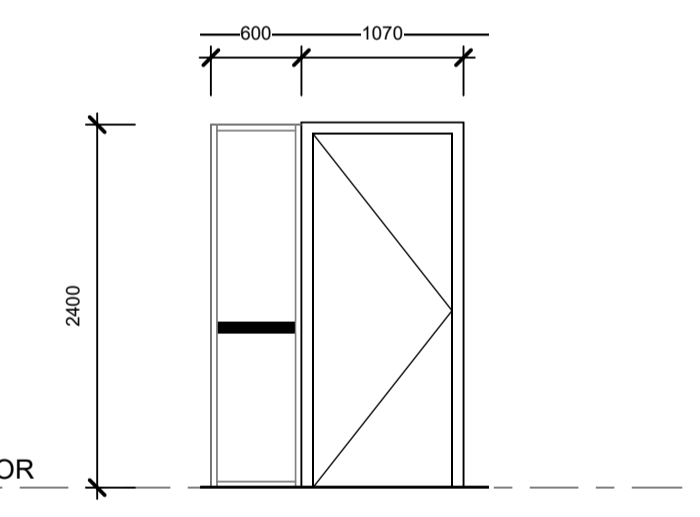
CODE	W01
DESCRIPTION	NEW GLAZED SLIDING DOOR TO MEET MIN. SECTION J REQ.
MANUFACTURER	-
FRAME	FRAMELESS
FINISH	-
SECTION J MIN.	MAX U-VALUE: 5.8 MAX SHGC: 0.60
NOTES	BLACK OPAQUE VISION CONTRAST STRIP IN ACCORDANCE WITH AS1428.1 CLEAR GLAZED - NO TINT OR COATING. BRUSH SEALS AS REQUIRED

CODE	W02
DESCRIPTION	NEW FIXED GLAZING TO MEET MIN. SECTION J REQ.
MANUFACTURER	TBC
FRAME	TIMBER
FINISH	EPF1
SECTION J MIN.	MAX U-VALUE: 5.8 MAX SHGC: 0.60
NOTES	FIXED. CLEAR GLAZED - NO TINT OR COATING.

CODE	W03
DESCRIPTION	NEW INTERIOR GLAZING
MANUFACTURER	AWS
FRAME	ALUMINIUM
FINISH	ANOTEC NATURAL PEARL
SECTION J MIN.	N/A
NOTES	FIXED

CODE	W04
DESCRIPTION	NEW INTERIOR GLAZING
MANUFACTURER	AWS
FRAME	ALUMINIUM
FINISH	ANOTEC NATURAL PEARL
SECTION J MIN.	N/A
NOTES	FIXED

CODE	W05
DESCRIPTION	NEW GLAZED SLIDING DOOR
MANUFACTURER	-
FRAME	NIL
FINISH	-
SECTION J MIN.	N/A
NOTES	BLACK OPAQUE VISION CONTRAST STRIP IN ACCORDANCE WITH AS1428.1

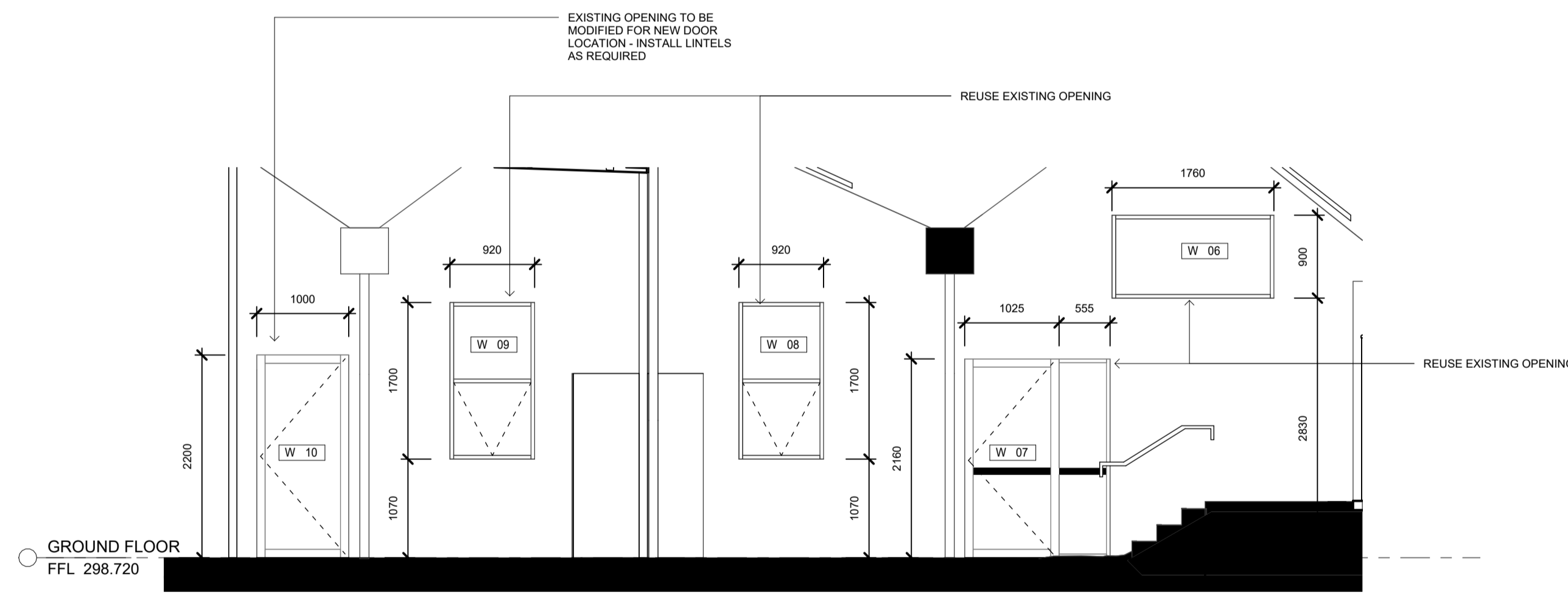


GROUND FLOOR FFL 298.720

4 W11
1 : 50

CODE	D05, D15
DESCRIPTION	SOLID CORE DOOR WITH GLAZED SIDELIGHT
MANUFACTURER	TBC
FRAME	ALUMINIUM
FINISH	ANOTEC NATURAL PEARL (ALU FRAME)
SECTION J MIN.	N/A
NOTES	BLACK OPAQUE VISION CONTRAST STRIP IN ACCORDANCE WITH AS1428.1

NOTES:
Refer to plans and elevations for confirmation and coordination of window styles, door swings.
Refer to Architectural details for exact dimensions and profiles of window and door heads, jambs and sills.
Any changes from drawings to be confirmed with architect prior to construction.
Fabricator to confirm latest drawing issue prior to construction.
Any inconsistencies in drawings or window design issues to be reported to architect prior to construction.
All glazing to comply with AS1288
All windows and doors drawn from outside.
All dimensions to be confirmed on site before fabrication.
All ground floor windows to have locking hardware.
All doors and windows to be keyed alike.



2 W06, W07, W08, W09, W10
1 : 50

CODE	W06
DESCRIPTION	NEW DOUBLE GLAZED FIXED WINDOW
MANUFACTURER	AWS SERIES 726 THERMAL-HEART FIXED
FRAME	ALUMINIUM
FINISH	SURFMIST
SECTION J MIN.	MAX U VALUE: 3.5 MAX SHGC: 0.40
NOTES	FIXED. DOUBLE GLAZED. CLEAR - NO TINTING OR COATINGS.

CODE	W07
DESCRIPTION	NEW GLAZED DOOR WITH SIDELIGHT DOUBLE GLAZED
MANUFACTURER	AWS SERIES 650 HINGED ENTRY DOOR
FRAME	ALUMINIUM
FINISH	ANOTEC NATURAL PEARL
SECTION J MIN.	MAX U VALUE: 3.5 MAX SHGC: 0.40
NOTES	BLACK OPAQUE VISION CONTRAST STRIP IN ACCORDANCE WITH AS1428.1 THRESHOLD COMPLIANT TO AS 1428.1

CODE	W08 & W09
DESCRIPTION	NEW DOUBLE GLAZED AWNING WINDOWS
MANUFACTURER	AWS SERIES 726 THERMAL-HEART AWNING
FRAME	ALUMINIUM
FINISH	SURFMIST
SECTION J MIN.	MAX U VALUE: 3.5 MAX SHGC: 0.40
NOTES	AWNING TO LOWER SECTION. FLYSCREEN TO OPERABLE SECTION FROSTED PRIVACY FILM TO W09

CODE	W10
DESCRIPTION	NEW GLAZED DOOR WITH SIDELIGHT DOUBLE GLAZED
MANUFACTURER	AWS SERIES 650 HINGED ENTRY DOOR OR EQUAL
FRAME	ALUMINIUM
FINISH	ANOTEC NATURAL PEARL
SECTION J MIN.	MAX U VALUE: 3.5 MAX SHGC: 0.40
NOTES	TRANSLUCENT PRIVACY FILM OR TREATMENT TO GLAZING PROVIDE AUTOMATED DOOR OPENER THRESHOLD COMPLIANT TO AS 1428.1

NOT FOR CONSTRUCTION

REV	DATE	DESCRIPTION
1	21.03.24	Draft DA
2	18.04.24	DA Issue
3	29.11.24	Tender Issue


ALL DIMENSIONS GIVEN ARE IN MILLIMETRES (UNLESS SHOWN OTHERWISE) & ARE TO BE CHECKED AND VERIFIED PRIOR TO CONSTRUCTION. DO NOT SCALE DRAWINGS FOR DIMENSIONS. DIMENSIONS WITH ASTERISKS ARE APPROXIMATE ONLY AND ARE TO BE CHECKED AND VERIFIED ON SITE PRIOR TO CONSTRUCTION.
ALL WORK SHOWN ON THE DRAWINGS COMPRISING THE SET SHALL COMPLY WITH THE BUILDING CODE OF AUSTRALIA & THE REQUIREMENTS OF RELEVANT AUTHORITIES & THEIR CONDITIONS OF CONSENT.
ALL WORKMANSHIP & MATERIALS SHALL COMPLY WITH THE REQUIREMENTS OF THE RELEVANT AUSTRALIAN STANDARDS.
THIS DRAWING TO BE READ IN CONJUNCTION WITH ALL OTHER DRAWINGS & DOCUMENTATION COMPRISING THE SET INCLUDING THE SPECIFICATION AND OTHER CONSULTANT'S DRAWINGS (WHERE SUPPLIED).

CLIENT/PROJECT
**CABONNE HOME SUPPORT
REFURBISHMENT**
70 GASKILL STREET, CANOWINDRA, NSW
2804

DRAWING TITLE
WINDOW SCHEDULE

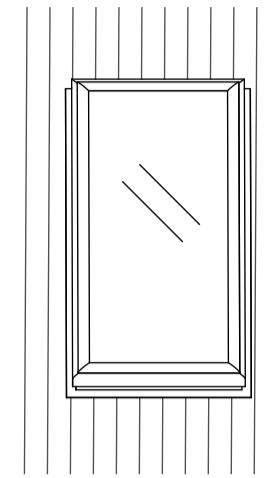
DESIGN **PJL** SCALE **1 : 50 @ A1** PROJECT **341608-1** REVISION **3**





2 SKYLIGHTS 1, 2, 3
1 : 25

CODE	SK01, SK02, SK03
DESCRIPTION	FIXED, DOUBLE GLAZED SKYLIGHT
SIZE	1140 X 1180 (STANDARD SIZE)
MANUFACTURER	VELUX OR EQUAL
TYPE	DOUBLE GLAZED FIXED SKYLIGHT (FS)
FINISH	N/A
SECTION J MIN.	MAX U-VALUE: 3.9 MAX SHGC VALUE: 0.29
NOTES	INSTALL WITH PROPRIETARY FLASHINGS AND FIXINGS AS REQUIRED. FIXING COLOUR TO MATCH EXISTING ROOF SHEETING



1 SKYLIGHT 4
1 : 25

CODE	SK04
DESCRIPTION	FIXED, DOUBLE GLAZED SKYLIGHT
SIZE	550 X 1180 (STANDARD SIZE)
MANUFACTURER	VELUX OR EQUAL
TYPE	DOUBLE GLAZED FIXED SKYLIGHT (FS)
FINISH	N/A
SECTION J MIN.	MAX U-VALUE: 3.9 MAX SHGC VALUE: 0.29
NOTES	INSTALL WITH PROPRIETARY FLASHINGS AND FIXINGS AS REQUIRED. FIXING COLOUR TO MATCH EXISTING ROOF SHEETING

NOT FOR CONSTRUCTION

ALL DIMENSIONS GIVEN ARE IN MILLIMETRES (UNLESS SHOWN OTHERWISE) & ARE TO BE CHECKED AND VERIFIED PRIOR TO CONSTRUCTION. DO NOT SCALE DRAWINGS FOR DIMENSIONS. DIMENSIONS WITH ASTERISKS ARE APPROXIMATE ONLY AND ARE TO BE CHECKED AND VERIFIED ON SITE PRIOR TO CONSTRUCTION.
ALL WORK SHOWN ON THE DRAWINGS COMPRISING THE SET SHALL COMPLY WITH THE BUILDING CODE OF AUSTRALIA & THE REQUIREMENTS OF RELEVANT AUTHORITIES & THEIR CONDITIONS OF CONSENT.
ALL WORKMANSHIP & MATERIALS SHALL COMPLY WITH THE REQUIREMENTS OF THE RELEVANT AUSTRALIAN STANDARDS.
THIS DRAWING TO BE READ IN CONJUNCTION WITH ALL OTHER DRAWINGS & DOCUMENTATION COMPRISING THE SET INCLUDING THE SPECIFICATION AND OTHER CONSULTANT'S DRAWINGS (WHERE SUPPLIED).

REV	DATE	DESCRIPTION
1	29.11.24	Tender Issue

CLIENT/PROJECT
**CABONNE HOME SUPPORT
REFURBISHMENT**
70 GASKILL STREET, CANOWINDRA, NSW
2804

DESIGN PJJ

DRAWING TITLE
SKYLIGHT SCHEDULE

PROJECT 341608-1 REVISION 1

SCALE 1 : 25 @ A1





GASKILL ST FACADE



FOYER



FOYER



LIBRARY



LIBRARY



OFFICE

NOTE
3D IMAGERY IS FOR ILLUSTRATION ONLY AND DOES NOT FORM PART OF THE ARCHITECTURAL DRAWINGS OR DOCUMENTATION.

NOT FOR CONSTRUCTION

ALL DIMENSIONS GIVEN ARE IN MILLIMETRES (UNLESS SHOWN OTHERWISE) & ARE TO BE CHECKED AND VERIFIED PRIOR TO CONSTRUCTION. DO NOT SCALE DRAWINGS FOR DIMENSIONS. DIMENSIONS WITH ASTERISKS ARE APPROXIMATE ONLY AND ARE TO BE CHECKED AND VERIFIED ON SITE PRIOR TO CONSTRUCTION.
ALL WORK SHOWN ON THE DRAWINGS COMPRISING THE SET SHALL COMPLY WITH THE BUILDING CODE OF AUSTRALIA & THE REQUIREMENTS OF RELEVANT AUTHORITIES & THEIR CONDITIONS OF CONSENT.
ALL WORKMANSHIP & MATERIALS SHALL COMPLY WITH THE REQUIREMENTS OF THE RELEVANT AUSTRALIAN STANDARDS.
THIS DRAWING TO BE READ IN CONJUNCTION WITH ALL OTHER DRAWINGS & DOCUMENTATION COMPRISING THE SET INCLUDING THE SPECIFICATION AND OTHER CONSULTANT'S DRAWINGS (WHERE SUPPLIED).

REV	DATE	DESCRIPTION
1	21.03.24	Draft DA
2	18.04.24	DA Issue
3	29.11.24	Tender Issue

CLIENT/PROJECT
**CABONNE HOME SUPPORT
REFURBISHMENT**
70 GASKILL STREET, CANOWINDRA, NSW
2804

DRAWING TITLE
3D IMAGES

DESIGN P J L SCALE @ A1 PROJECT 341608-1 REVISION 3



N
SHEET
CC95