

TABLE OF CONTENTS

ITEM 8 ENVIRONMENTAL SERVICES UPDATE1

ITEM 8 - ENVIRONMENTAL SERVICES UPDATE

REPORT IN BRIEF

Reason For Report	For the information of the committee.
Policy Implications	Nil
Budget Implications	Nil
IPR Linkage	1.2.2.1a - Facilitate Council and standing committee meeting processes.
Annexures	Nil
File Number	\\OFFICIAL RECORDS LIBRARY\GOVERNANCE\COUNCIL MEETINGS\COMMITTEES - REPORTS OF 2024 - 1773113

RECOMMENDATION

THAT the information be noted.

DEPARTMENT LEADER - ENVIRONMENTAL SERVICE'S REPORT

The following report provides an overview of the services provided by the Environmental Services department of council:

Domestic Waste Contract

The following figures have been provided by council's contractor JR Richards relating to the domestic waste service this current financial year.

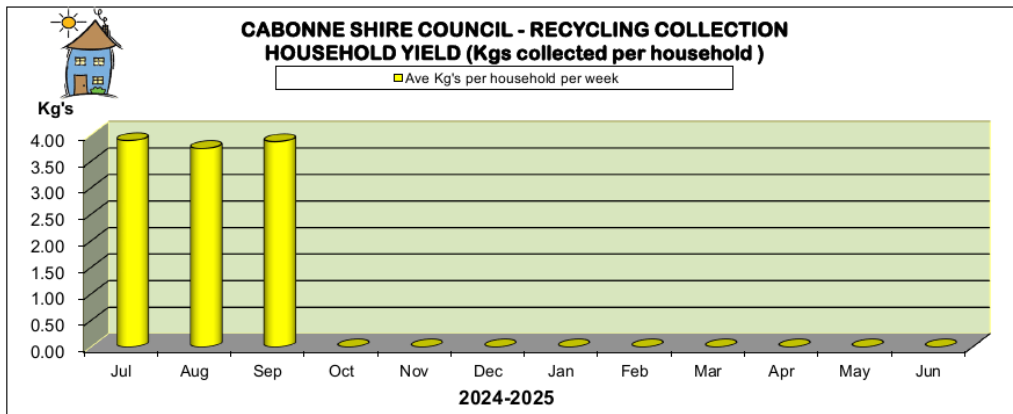
GENERAL MANAGER'S REPORT ON MATTERS FOR NOTATION SUBMITTED TO THE ENVIRONMENT, INNOVATION AND ENERGY COMMITTEE TO BE HELD ON TUESDAY 12 NOVEMBER, 2024



**CABONNE COUNCIL - RECYCLING COLLECTION
HOUSEHOLD YIELD
(Kgs collected per household)**



Recycling						
2024-2025	Weeks	Ave Kg's per household per week	Service Base	Total Kg's	No. of Bins Collected	% of bins collected
Jul	4	3.89	3,900	30305	5,427	69.58%
Aug	5	3.74	3,897	36439	4,262	43.75%
Sep	4	3.87	3,902	30221	5,251	67.29%
Oct						
Nov						
Dec						
Jan						
Feb						
Mar						
Apr						
May						
Jun						
TOTAL	13			96965		

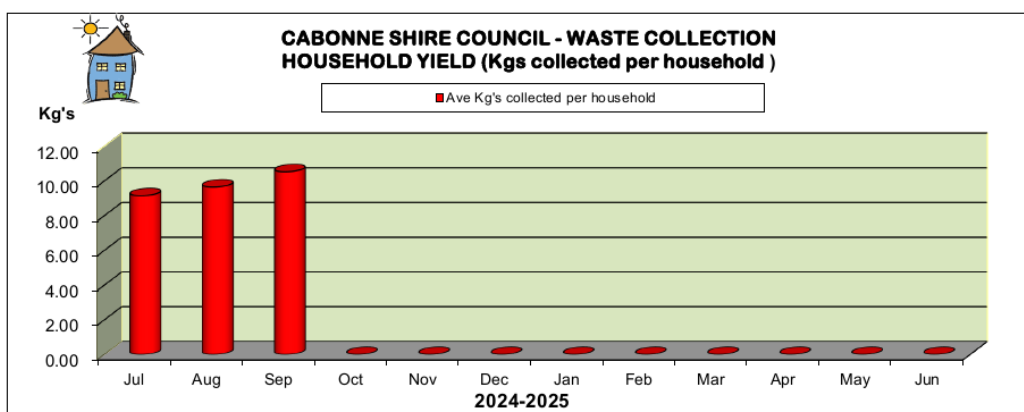




CABONNE COUNCIL - WASTE COLLECTION HOUSEHOLD YIELD (Kgs collected per household)



		Waste				
2024-2025	Weeks	Ave Kg's collected per household	Service Base	Total Kg's	No. of Bins Collected	% of bins collected
Jul	4	9.14	3,904	142,710	10,649	68.19%
Aug	5	9.64	3,904	188,220	13,986	71.65%
Sep	4	10.52	3,905	164,280	11,072	70.88%
Oct						
Nov						
Dec						
Jan						
Feb						
Mar						
Apr						
May						
Jun						
TOTAL	13			495,210		



CABONNE COUNCIL RECYCLING FIGURES JULY TO JUNE 2025

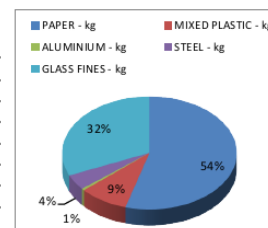


MONTHLY

	Jul-24	Aug-24	Sep-24	Oct-24	Nov-24	Dec-24	Jan-25	Feb-25	Mar-25	Apr-25	May-25	Jun-25	TOTAL
PAPER - kg	16,651	19,858	16,263										52,772
MIXED PLASTIC - kg	2,641	3,306	2,853										8,799
ALUMINIUM - kg	154	192	177										522
STEEL - kg	1,320	1,651	1,318										4,289
GLASS FINES - kg	9,540	11,433	9,611										30,583
TOTAL - kg	30,305	36,439	30,221	0	0	0	0	0	0	0	0	0	96,965
WASTE %	11.18%	10.82%	11.01%										
WASTE - kg	3,815	4,421	3,739										

QUARTERLY

	Jul to Sep 24	Oct to Dec 24	Jan to Mar 25	Apr to Jun 25	TOTAL
PAPER - kg	52,772				52,772
MIXED PLASTIC - kg	8,799				8,799
ALUMINIUM - kg	522				522
STEEL - kg	4,289				4,289
GLASS FINES - kg	30,583				30,583
TOTAL - kg	96,965	0	0	0	96,965



Landfill and transfer station sites

The Waste team are now back at full capacity with the employment of new Landfill Plant Operator Joe Boland. Joe has 10 years of knowledge in waste compaction and waste reduction and has been a massive asset to the team already in his short time with Cabonne Council. Cargo Landfill Attendant position was also filled by local man Arthur Watson who is well known and respected in the Cargo community. Numerous meetings have been attended

with Netwaste in early discussions of the new 10-year contract with Council looking to implement FOGO in the Cabonne LGA.

Cemeteries

With the commencement of the Cemeteries and Crematoria levy on October 1, all funeral homes have been engaged and are collecting the levy on behalf of the Council. Commencement of some minor upgrade works will take place at both Canowindra and Meranburn Cemeteries to be completed by early 2025.

Ranger services

The relocation of the Molong pound facility is still in the development stage at this point. A modification to the DA was lodged and recommendations in relation to part 5 of the Animal Welfare Act must be considered and re-planned so the modification can be approved for construction by Council.

Biosecurity

Concerns are being felt region wide around the inconsistency of State Government around the implementation and changes around the Weeds Action Program. The Natural Resource Commission is also conducting another audit on Biosecurity effectiveness in NSW. There have already been a few recommendations from this and one being Local Government taking over Pest Vertebrate operations from Local Land Services. It is speculated that if this were to be the case we would be looking at yet another year-to-year grant and 1:1 dollar investment/return.

Current weeds/Actions

The biosecurity team is focusing on controlling Chilean Needle Grass, Blackberry, Serrated Tussock, Sticky Nightshade and St John's Wort across the shire. With the consistent rain and temperatures warming up the team will be extra busy this Spring/Summer